

CATALOGUE OF PRODUCTS & PUBLICATIONS



**Statistics
South Africa**



The South Africa I know, the home I understand

Table of contents

1. Detailed list of Stats SA publications	1
1.1 General publications	1
1.2 Statistical releases and reports available in hard copy and on Stats SA's Website.....	4
Explanatory note.....	4
Human development index.....	4
Civil cases for debt, insolvencies and company liquidations	4
Provincial profiles / statistics	5
Prices.....	6
Labour statistics	10
Demography.....	13
a) Population.....	13
b) Vital statistics	22
National accounts	34
Agriculture	40
Mining	43
Manufacturing	43
Electricity	45
Construction.....	46
Commerce.....	47
Transport.....	50
Fixed property and business services	51
Public finance	52
2. Time Series Data	55
3. Data on DVD/CD's	56
3.1 Prices below apply to the following data sets.....	56
4. Provincial offices	58
5. Head office map	59

1. Detailed list of Stats SA publications

1.1 General publications

Annual report, 2014/2015 (Book 1)

This report contains the financial statements of the organisation, the organisational structure, the activities carried out by each component and a staff profile.

Publication date: 03 November 2015


Periodicity: Annually

252 pages

Format and price:



Free



ISBN: 978-0-621-43660-0

Technical enquiries: pravinar@statssa.gov.za

Orders/Subscription services: millies@statssa.gov.za

User information services: info@statssa.gov.za

Stats SA website: www.statssa.gov.za

Annual report, 2014/2015 (Book 2)

This report contains the financial statements of the organisation, the organisational structure, the activities carried out by each component and a staff profile.

Publication date: 03 November 2015


Periodicity: Annually

100 pages

Format and price:



Free



ISBN: 978-0-621-43661-7

Technical enquiries: pravinar@statssa.gov.za

Orders/Subscription services: millies@statssa.gov.za

User information services: info@statssa.gov.za

Stats SA website: www.statssa.gov.za

Bulletin of statistics – Volume 49 no. 4, December 2015 (available on subscription)

The Bulletin of Statistics is one of the country's oldest journals and has been published since 1922. Originally published monthly, it has appeared quarterly (March, June, September and December) since 1967. The Bulletin of Statistics is a reference source which provides statistics in the form of time series of short-term statistics on a month by month, quarter by quarter and year by year basis.

Publication date: 10 December 2015

Periodicity: Quarterly

154 pages

Format and price:



R120,00



ISSN: 1997-650X

Technical enquiries: maunel@statssa.gov.za

Orders/Subscription services: annelineb@statssa.gov.za

User information services: info@statssa.gov.za

Stats SA website: www.statssa.gov.za

Earning and spending in South Africa: Selected findings and comparisons from the income and expenditure survey of October 1995 and October 2000 (only available on the Web)

Publication date: 13 November 2002


Periodicity:

95 pages

Format and price:



Free



ISBN: 0-621-33630-0

Orders/Subscription services: millies@statssa.gov.za

User information services: info@statssa.gov.za

Stats SA website: www.statssa.gov.za

Mbalo brief

In this month's issue, we continue with the special focus on the Census 2011 results based on provinces. Our attention this month is given to Mpumalanga province.

Publication date: November 2015

Periodicity: Monthly

46 pages

Format and price:



Free



Technical enquiries: maunel@statssa.gov.za

Orders/Subscription services: millies@statssa.gov.za

User information services: info@statssa.gov.za

Stats SA website: www.statssa.gov.za

Measuring rural development (baseline statistics for the integrated sustainable rural development strategy), 2002 (only available on the Web)

Publication date: 08 October 2002
Periodicity:
159 pages
Format and price:



Free



ISBN: 0-621-32304-7
Orders/Subscription services: millies@statssa.gov.za
User information services: info@statssa.gov.za
Stats SA website: www.statssa.gov.za

Multilingual statistical terminology 2013

This Multilingual Statistical Terminology publication is proof of the determination to have all South Africans afforded the opportunity to have access to information in the languages they understand. This is a giant step towards informing the public of the state of affairs in their country irrespective of their level of education, religious and linguistic backgrounds. This publication allows all South Africans to begin to understand what we mean by, "producer's price", "annual crops" and "dwelling unit" in all 11 official languages of the country.

Publication date: 20 September 2013
Periodicity: Monthly
381 pages
Format and price:



Free



ISBN: 978-0-621-42138-5
Technical enquiries: lufunun@statssa.gov.za
Orders/Subscription services: millies@statssa.gov.za
User information services: info@statssa.gov.za
Stats SA website: www.statssa.gov.za


Overview of the 1998 social accounting matrix, 1998 (SAM)

This report provides further insight into the previously published Social Accounting Matrix, Report No. 04-03-02 (1998). Its main focus is on the income and expenditure patterns of the South African population. The aim of the report is not to give a detailed analysis or any policy simulations, but rather to give an overview of the 1998 Social Accounting Matrix that was published in November 2002.

Publication date: 2 June 2004
Periodicity:
107 pages
Format and price:



Free



ISBN: 0-621-35076-1
Orders/Subscription services: millies@statssa.gov.za
User information services: info@statssa.gov.za
Stats SA website: www.statssa.gov.za

Perceived health and other health indicators in South Africa (only available on the Web)

Publication date: 19 August 2004
Periodicity:
60 pages
Format and price:



Free



Orders/Subscription services: millies@statssa.gov.za
User information services: info@statssa.gov.za
Stats SA website: www.statssa.gov.za


Stats in brief, 2015

Information in Statistics in Brief is taken from Statistics South Africa (Stats SA) releases and reports.

Publication date: 30 November 2015
Periodicity: Yearly
196 pages
Format and price:



Free



ISBN: 978-0-621-41783-8
Technical enquiries: maunel@statssa.gov.za
Orders/Subscription services: millies@statssa.gov.za
User information services: info@statssa.gov.za
Stats SA website: www.statssa.gov.za

Strategic plan 2015/16 – 2019/20

The main objective of this Strategic Plan is to define the roadmap for establishing a sound statistical system for the country. It builds on the successes and addresses the weaknesses of Stats SA over the past fifteen years, and outlines the medium-term strategy for improvements in statistical development. The plan is designed to guide planning and resource allocation over the next five years, and will be reviewed annually in the light of changing stakeholder needs, and emerging priorities and developments. The outcome of these annual reviews, and the changes associated with them, will be captured in Stats SA's annual Work Programme.

Publication date: 17 July 2015
Periodicity: Yearly
29 pages
Format and price:



Free



Technical enquiries: celiadk@statssa.gov.za
Orders/Subscription services: millies@statssa.gov.za
User information services: info@statssa.gov.za
Stats SA website: www.statssa.gov.za

South African Statistics, 2015 (available on subscription)

This annual publication makes available - in a single volume - comprehensive time series statistical data on important facets of South African life.

Publication date: 29 October 2015
Periodicity: Annually
204 pages
Format and price:



R170,00



ISBN: 978-06-621-42017-3
Technical enquiries: maunel@statssa.gov.za
Orders/Subscription services: annelineb@statssa.gov.za
User information services: info@statssa.gov.za
Stats SA website: www.statssa.gov.za

The contribution of small and micro enterprises to the economy of the country - A survey of non-VAT-registered businesses in South Africa - Part 1 – Summary and tables (only available on the Web)

In South Africa at present, the contribution of small and microbusinesses to the economy of the country has not been sufficiently estimated. This publication contains numerous tables reporting on the results of a 2001 survey which focused on businesses not registered for value-added tax (VAT).

Publication date: 01 January 1901
Periodicity:
121 pages
Format and price:



Free



ISBN: 0-621-33509-6
Orders/Subscription services: millies@statssa.gov.za
User information services: info@statssa.gov.za
Stats SA website: www.statssa.gov.za


The contribution of small and micro enterprises to the economy of the country - A survey of non-VAT-registered businesses in South Africa - Part 2 – Narrative report (only available on the Web)

This report aims to give information on the potential that the owners of non-VAT-registered small and micro-business in the country may have to create employment or income generating activities, and to contribute to the economic growth of the country. It is based on the results of the Survey of employers and self-employed (SESE) conducted by Statistics South Africa (Stats SA) in March 2001.

Publication date: 1 January 1901
Periodicity:
62 pages
Format and price:



Free



ISBN: 0-621-335274-4
Orders/Subscription services: millies@statssa.gov.za
User information services: info@statssa.gov.za
Stats SA website: www.statssa.gov.za

The South African labour market (selected time-based social and international comparisons, 2002 (only available on the Web)

Publication date: 27 March 2003
Periodicity:
231 pages
Format and price:



Free



Technical enquiries: Labourmarket@statssa.gov.za
Orders/Subscription services: millies@statssa.gov.za
User information services: info@statssa.gov.za
Stats SA website: www.statssa.gov.za

Women & men in South Africa: five years on, 2002 (only available on the Web)

Publication date: 15 May 2002
Periodicity:
267 pages
Format and price:



Free



ISBN: 0-621-32355-1
Orders/Subscription services: millies@statssa.gov.za
User information services: info@statssa.gov.za
Stats SA website: www.statssa.gov.za

Work programme 2015/16

This report focuses on progress in the 4th quarter of the 2015/16 financial year.

Publication date: 02 April 2015
Periodicity: Annually
292 pages
Format and price:



Free



ISBN: 978-0-621-43497-2
Technical enquiries: pravinar@statssa.gov.za
Orders/Subscription services: millies@statssa.gov.za
User information services: info@statssa.gov.za
Stats SA website: www.statssa.gov.za

1.2 Statistical releases and reports available in hard copy and on Stats SA's Website

Explanatory note

Releases are indicated by means of a "P" number followed by the title of the series, e.g. P0019 Statistics for the calculation of the management echelon for provincial administration for 1998.

Reports are indicated by means of a report no., e.g. 00-90-01 (1995) followed by the title of the report.

The date accompanying a particular report indicates the most recent issue in the series.

Human development index

P0015 - Human development index, 1980, 1991 and 1996

The HDI of the United Nations Development Programme is used for obtaining internationally comparable indications of the life expectancy for individuals within a country or across various countries to live long and comfortable lives.

Publication date: 25 June 2001

Periodicity: 5 yearly

40 pages

Format and price:



Free



Orders/Subscription services: magdaj@statssa.gov.za

User information services: info@statssa.gov.za

Stats SA website: www.statssa.gov.za

Civil cases for debt, insolvencies and company liquidations

P0021 - Annual financial statistics (AFS), 2014

The annual financial statistics survey (AFS), previously published as the economic activity survey (EAS), contains estimates of financial data for the following industries: Forestry and fishing, mining and quarrying, manufacturing, electricity, gas and water supply, construction, trade, transport, storage and communication, real estate and other business services (excluding financial intermediation and insurance, but including activities auxiliary to financial intermediation) and community, social and personal services (excluding government institutions). The AFS is designed to provide information on selected income and expenditure items, capital expenditure on new and existing assets and the book value of fixed and intangible assets at the end of the financial year for the South African-based activities of the enterprise.

Publication date: 17 November 2015

Periodicity: Annual

73 pages

Format and price:



Free



Technical enquiries: renschap@statssa.gov.za

Orders/Subscription services: magdaj@statssa.gov.za

User information services: info@statssa.gov.za

Stats SA website: www.statssa.gov.za

P0041 - Statistics of civil cases for debt

This statistical release contains the results of a monthly sample survey of civil cases recorded and civil summonses for debt issued in South Africa. This information is obtained from selected magistrates offices.

Publication date: 18 February 2016

Periodicity: Monthly

12 pages

Format and price:



Free



Technical enquiries: onicama@statssa.gov.za

Orders/Subscription services: magdaj@statssa.gov.za

User information services: info@statssa.gov.za

Stats SA website: www.statssa.gov.za

P0043 - Statistics of liquidations and insolvencies

This statistical release reflects voluntary and compulsory liquidations of companies and close corporations and insolvencies of individuals and partnerships.

Publication date: 25 January 2016

Periodicity: Monthly

11 pages

Format and price:



Free



Technical enquiries: onicama@statssa.gov.za

Orders/Subscription services: magdaj@statssa.gov.za

User information services: info@statssa.gov.za

Stats SA website: www.statssa.gov.za

P0044 – Quarterly financial statistics

This statistical release contains financial information from a sample of enterprises in the formal non-agricultural business sector.

Publication date: 15 December 2015
Periodicity: Quarterly
40 pages
Format and price:



Free



Technical enquiries: darrenn@statssa.gov.za
Orders/Subscription services: magdaj@statssa.gov.za
User information services: info@statssa.gov.za
Stats SA website: www.statssa.gov.za

Provincial profiles / statistics

00-91-01 (2004) – Provincial profile 2004 – Western Cape (only available on the web)

This report includes information on population, language, age group, tourism, housing, education, labour, transport, mining, construction and the service sectors for Western Cape, drawn primarily from Census 96 and the October Household Survey.

Publication date: 20 February 2007
Periodicity: Once-off
91 pages
Format and price:



Free



ISBN: 0-621-36360-X
Technical enquiries: Provincial offices
Orders/Subscription services: millies@statssa.gov.za
User information services: info@statssa.gov.za
Stats SA website: www.statssa.gov.za

00-91-02 (2004) – Provincial profile 2004 – Eastern Cape (only available on the web)

This report includes information on population, language, age group, tourism, housing, education, labour, transport, mining, construction and the service sectors for Eastern Cape, drawn primarily from Census 96 and the October Household Survey.

Publication date: 20 February 2007
Periodicity: Once-off
129 pages
Format and price:



Free



ISBN: 0-621-36361-8
Technical enquiries: Provincial offices
Orders/Subscription services: millies@statssa.gov.za
User information services: info@statssa.gov.za
Stats SA website: www.statssa.gov.za


00-91-03 (2004) – Provincial profile 2004 – Northern Cape (only available on the web)

This report includes information on population, language, age group, tourism, housing, education, labour, transport, mining, construction and the service sectors for Northern Cape, drawn primarily from Census 96 and the October Household Survey.

Publication date: 20 February 2007
Periodicity: Once-off
105 pages
Format and price:



Free



ISBN: 0-621-36362-6
Technical enquiries: Provincial offices
Orders/Subscription services: millies@statssa.gov.za
User information services: info@statssa.gov.za
Stats SA website: www.statssa.gov.za


00-91-04 (2004) – Provincial profile 2004 – Free State (only available on the web)

This report includes information on population, language, age group, tourism, housing, education, labour, transport, mining, construction and the service sectors for Free State, drawn primarily from Census 96 and the October Household Survey.

Publication date: 20 February 2007
Periodicity: Once-off
138 pages
Format and price:



Free



ISBN: 0-621-36363-4
Technical enquiries: Provincial offices
Orders/Subscription services: millies@statssa.gov.za
User information services: info@statssa.gov.za
Stats SA website: www.statssa.gov.za


00-91-05 (2004) – Provincial profile 2004 – KwaZulu-Natal (only available on the web)

This report includes information on population, language, age group, tourism, housing, education, labour, transport, mining, construction and the service sectors for KwaZulu-Natal, drawn primarily from Census 96 and the October Household Survey.

Publication date: 20 February 2007
Periodicity: Once-off
123 pages
Format and price:



Free



ISBN: 0-621-36364-2
Technical enquiries: Provincial offices
Orders/Subscription services: millies@statssa.gov.za
User information services: info@statssa.gov.za
Stats SA website: www.statssa.gov.za

00-91-06 (2004) – Provincial profile 2004 – North West (only available on the web)

This report includes information on population, language, age group, tourism, housing, education, labour, transport, mining, construction and the service sectors for North West, drawn primarily from Census 96 and the October Household Survey.

Publication date: 20 February 2007

Periodicity: Once-off

99 pages

Format and price:



Free



ISBN: 0-621-36365-0

Technical enquiries: Provincial offices

Orders/Subscription services: millies@statssa.gov.za

User information services: info@statssa.gov.za

Stats SA website: www.statssa.gov.za

00-91-07 (2004) – Provincial profile 2004 – Gauteng (only available on the web)

This report includes information on population, language, age group, tourism, housing, education, labour, transport, mining, construction and the service sectors for Gauteng, drawn primarily from Census 96 and the October Household Survey.

Publication date: 20 February 2007

Periodicity: Once-off

100 pages

Format and price:



Free



ISBN: 0-621-36366-9

Technical enquiries: Provincial offices

Orders/Subscription services: millies@statssa.gov.za

User information services: info@statssa.gov.za

Stats SA website: www.statssa.gov.za

00-91-08 (2004) – Provincial profile 2004 – Mpumalanga (only available on the web)

This report includes information on population, language, age group, tourism, housing, education, labour, transport, mining, construction and the service sectors for Mpumalanga, drawn primarily from Census 96 and the October Household Survey.

Publication date: 20 February 2007

Periodicity: Once-off

114 pages

Format and price:



Free



ISBN: 0-621-36367-7

Technical enquiries: Provincial offices

Orders/Subscription services: millies@statssa.gov.za

User information services: info@statssa.gov.za

Stats SA website: www.statssa.gov.za

00-91-09 (2004) – Provincial profile 2004 – Limpopo (only available on the web)

This report includes information on population, language, age group, tourism, housing, education, labour, transport, mining, construction and the service sectors for Limpopo, drawn primarily from Census 96 and the October Household Survey.

Publication date: 20 February 2007


Periodicity: Once-off

111 pages

Format and price:



Free



ISBN: 0-621-36368-5

Technical enquiries: Provincial offices

Orders/Subscription services: millies@statssa.gov.za

User information services: info@statssa.gov.za

Stats SA website: www.statssa.gov.za

Prices

P0100 – Income and expenditure of households, 2010/2011

The "Income and expenditure of households 2005/2006: Statistical release" presents the results of the Income and Expenditure Survey conducted by Statistics South Africa (Stats SA) between September 2005 and August 2006 (IES 2005/2006). The IES 2005/2006 based on the diary method was the first of its kind to be conducted by Stats SA. Previously IES were conducted by Stats SA every five years using the recall method. The IES 2005/2006 was designed to collect information on items and services acquired by South African households, various sources of income acquired by participating households (monetary or in-kind). This was accomplished by collecting details of all expenditure by a participating household and all acquisitions of goods and services for the household's own consumption within a given reference period. The results of the survey serve as an input into identifying the goods and services that should be included in the Consumer Price Index (CPI) basket of goods and services.

Publication date: 6 November 2012

Periodicity: 5 yearly

216 pages

Format and price:



Free



Technical enquiries: wernerr@statssa.gov.za

Orders/Subscription services: magdaj@statssa.gov.za

User information services: info@statssa.gov.za

Stats SA website: www.statssa.gov.za

P0111.1 – Income and expenditure of households, 2000: Western Cape

The information furnished in this statistical release is obtained from a comprehensive survey on the income and expenditure of households in South Africa in order to determine the weights for the CPI. Not only does this survey show the earning and spending capacity of Western Cape households, but also the pattern of household consumption.

Publication date: 13 November 2012

Periodicity: 5 yearly

51 pages

Format and price:



Free

Technical enquiries: wernerr@statssa.gov.za
Orders/Subscription services: magdaj@statssa.gov.za
User information services: info@statssa.gov.za
Stats SA website: www.statssa.gov.za

P0111.2 – Income and expenditure of households, 2000: Eastern Cape

The information furnished in this statistical release is obtained from a comprehensive survey on the income and expenditure of households in South Africa in order to determine the weights for the CPI. Not only does this survey show the earning and spending capacity of Eastern Cape households, but also the pattern of household consumption.

Publication date: 13 November 2012

Periodicity: 5 yearly

53 pages

Format and price:



Free

Technical enquiries: wernerr@statssa.gov.za
Orders/Subscription services: magdaj@statssa.gov.za
User information services: info@statssa.gov.za
Stats SA website: www.statssa.gov.za

P0111.3 – Income and expenditure of households, 2000: Northern Cape

The information furnished in this statistical release is obtained from a comprehensive survey on the income and expenditure of households in South Africa in order to determine the weights for the CPI. Not only does this survey show the earning and spending capacity of Northern Cape households, but also the pattern of household consumption.

Publication date: 13 November 2012

Periodicity: 5 yearly

51 pages

Format and price:



Free

Technical enquiries: wernerr@statssa.gov.za
Orders/Subscription services: magdaj@statssa.gov.za
User information services: info@statssa.gov.za
Stats SA website: www.statssa.gov.za

P0111.4 – Income and expenditure of households, 2000: Free State

The information furnished in this statistical release is obtained from a comprehensive survey on the income and expenditure of households in South Africa in order to determine the weights for the CPI. Not only does this survey show the earning and spending capacity of Free State households, but also the pattern of household consumption.

Publication date: 13 November 2012

Periodicity: 5 yearly

53 pages

Format and price:



Free

Technical enquiries: wernerr@statssa.gov.za
Orders/Subscription services: magdaj@statssa.gov.za
User information services: info@statssa.gov.za
Stats SA website: www.statssa.gov.za

P0111.5 – Income and expenditure of households, 2000: KwaZulu-Natal

The information furnished in this statistical release is obtained from a comprehensive survey on the income and expenditure of households in South Africa in order to determine the weights for the CPI. Not only does this survey show the earning and spending capacity of KwaZulu-Natal households, but also the pattern of household consumption.

Publication date: 13 November 2012

Periodicity: 5 yearly

53 pages

Format and price:



Free

Technical enquiries: wernerr@statssa.gov.za
Orders/Subscription services: magdaj@statssa.gov.za
User information services: info@statssa.gov.za
Stats SA website: www.statssa.gov.za

P0111.6 – Income and expenditure of households, 2000: North West

The information furnished in this statistical release is obtained from a comprehensive survey on the income and expenditure of households in South Africa in order to determine the weights for the CPI. Not only does this survey show the earning and spending capacity of North West households, but also the pattern of household consumption.

Publication date: 13 November 2012

Periodicity: 5 yearly

50 pages

Format and price:



Free

Technical enquiries: wernerr@statssa.gov.za
Orders/Subscription services: magdaj@statssa.gov.za
User information services: info@statssa.gov.za
Stats SA website: www.statssa.gov.za

P0111.7 – Income and expenditure of households, 2000: Gauteng

The information furnished in this statistical release is obtained from a comprehensive survey on the income and expenditure of households in South Africa in order to determine the weights for the CPI. Not only does this survey show the earning and spending capacity of Gauteng households, but also the pattern of household consumption.

Publication date: 13 November 2012

Periodicity: 5 yearly

53 pages

Format and price:



Free



Technical enquiries: wernerr@statssa.gov.za
Orders/Subscription services: magdaj@statssa.gov.za
User information services: info@statssa.gov.za
Stats SA website: www.statssa.gov.za

P0111.8 – Income and expenditure of households, 2000: Mpumalanga

The information furnished in this statistical release is obtained from a comprehensive survey on the income and expenditure of households in South Africa in order to determine the weights for the CPI. Not only does this survey show the earning and spending capacity of Mpumalanga households, but also the pattern of household consumption.

Publication date: 13 November 2012

Periodicity: 5 yearly

51 pages

Format and price:



Free



Technical enquiries: wernerr@statssa.gov.za
Orders/Subscription services: magdaj@statssa.gov.za
User information services: info@statssa.gov.za
Stats SA website: www.statssa.gov.za

P0111.9 – Income and expenditure of households, 2000: Limpopo

The information furnished in this statistical release is obtained from a comprehensive survey on the income and expenditure of households in South Africa in order to determine the weights for the CPI. Not only does this survey show the earning and spending capacity of Limpopo households, but also the pattern of household consumption.

Publication date: 13 November 2012

Periodicity: 5 yearly

51 pages

Format and price:



Free



Technical enquiries: wernerr@statssa.gov.za
Orders/Subscription services: magdaj@statssa.gov.za
User information services: info@statssa.gov.za
Stats SA website: www.statssa.gov.za

01-11-02 – Earnings and spending in South Africa, 2006–2011 (only available on the Web)

Earnings and Spending in South Africa, 2006 – 2011.

Publication date: 02 December 2015

Periodicity:

66 pages

Format and price:



Free



ISBN: 978-0-621-44186-4
Technical enquiries: kerotsem@statssa.gov.za
Orders/Subscription services: millies@statssa.gov.za
User information services: info@statssa.gov.za
Stats SA website: www.statssa.gov.za

P0141 – Consumer price index

This release contains results of the monthly Survey of Consumer (Retail) Prices. The purpose of the survey is to collect and provide information regarding changes in the overall level of prices of all goods and services bought by the average household. This publication contains the CPI (Inflation) rates. As from the January 2007 publication the P0141.1 Consumer Price Index (CPI) - Headline and the P0141.2 Consumer price Index (CPI) - Rural areas and total country are combined into this one publication.

Publication date: 17 February 2016

Periodicity: Monthly

11 pages

Format and price:



Free



Technical enquiries: anitav@statssa.gov.za
Orders/Subscription services: magdaj@statssa.gov.za
User information services: info@statssa.gov.za
Stats SA website: www.statssa.gov.za

P0141.4 – Consumer price index: Base 1985 = 100: January 1975 to October 2000

This publication contains historical Consumer Price Index (CPI) figures rebased to new base periods and explanations of the adjustment of the base period.

Publication date: 20 March 2001

Periodicity: Monthly

199 pages

Format and price:



Free



Technical enquiries: anitav@statssa.gov.za
Orders/Subscription services: magdaj@statssa.gov.za
User information services: info@statssa.gov.za
Stats SA website: www.statssa.gov.za

P0141.5 – Consumer price index (CPI) 2012: Weights (All urban areas) (only available on the web)

This statistical release contains the weights for the historical metropolitan areas in total according to the new weighting structure of the CPI following rebasing. The weights for the various expenditure groups as well as for the pensioners index, core inflation index and the CPIX (CPI, excluding interest rates on mortgage bonds) are presented in this statistical release.

Publication date: 4 February 2013

Periodicity: Monthly

6 pages

Format and price:



Free



Technical enquiries: anitav@statssa.gov.za
Orders/Subscription services: magdaj@statssa.gov.za
User information services: info@statssa.gov.za
Stats SA website: www.statssa.gov.za

P0141.5 – Consumer price index (CPI) 2012: Weights (Total country) (only available on the web)

This statistical release contains the weights for Total country and All urban areas according to the 2012-weighting structure of the CPI.

Publication date: 4 February 2013

Periodicity: Monthly

6 pages

Format and price:



Free



Technical enquiries: anitav@statssa.gov.za
Orders/Subscription services: magdaj@statssa.gov.za
User information services: info@statssa.gov.za
Stats SA website: www.statssa.gov.za

P0141.7 – Consumer price index - New basket price survey results, 2008

From January 2008 to December 2008 Stats SA collected prices for goods and services for the new CPI basket. These prices were used to calculate the indices according to the new weights published in July 2008. These indices were also re-based to 2008=100. These indices will form the basis for calculating the year-on-year changes in the CPI for 2009 and the month-on-month change between December 2008 and January 2009. These indices do not replace the officially published figures for 2008 and do not constitute a revision of the 2008 inflation numbers. The table numbering in this publication has the same format as the new monthly publication P0141 as from January 2009. The tables not included in this publication have no historical data for 2008.

Publication date: 3 February 2009

Periodicity: Monthly

16 pages

Format and price:



Free



Technical enquiries: anitav@statssa.gov.za
Orders/Subscription services: magdaj@statssa.gov.za
User information services: info@statssa.gov.za
Stats SA website: www.statssa.gov.za

P0142.1 – Producer price index (PPI)

This publication contains results of the monthly Surveys of Prices of Locally Produced Commodities (which are locally sold or exported) and Imported Commodities. These indices for commodities are classified to designated industries of the South African economy.

Publication date: 28 January 2016

Periodicity: Monthly

13 pages

Format and price:



Free



Technical enquiries: richardk@statssa.gov.za
Orders/Subscription services: magdaj@statssa.gov.za
User information services: info@statssa.gov.za
Stats SA website: www.statssa.gov.za

P0142.6 – Export and import price indices, December 2013

A monthly survey of prices of commodities in exported and imported commodities on prices covering samples of exporters and importers in the South African economy. The results of the survey are used to compile the Producer Price Index (PPI) for exported and imported commodities which indicates changes in prices of exports and imports. These statistics are used by the private sector for contract price adjustments and as a deflator in the compilation of national accounts.

Publication date: 30 January 2014

Periodicity: Monthly

15 pages

Format and price:



Free



Technical enquiries: richardk@statssa.gov.za
Orders/Subscription services: magdaj@statssa.gov.za
User information services: info@statssa.gov.za
Stats SA website: www.statssa.gov.za

P0142.7 – Export and import unit value indices

Export and import unit value indices.

Publication date: 28 January 2016

Periodicity: Monthly

12 pages

Format and price:



Free



Technical enquiries: richardk@statssa.gov.za
Orders/Subscription services: magdaj@statssa.gov.za
User information services: info@statssa.gov.za
Stats SA website: www.statssa.gov.za

P0151 – Contract price adjustment provisions Work group indices (CPAP)

The CPAP publication consists of indices derived from changes in the cost structures prevailing in 37 different sectors of the building industry and is reported on by Stats SA on a monthly basis. The indices reported on in this publication are mainly based on a combination of PPI, SEIFSA and CPI indices for the particular month. The indices contained in this release are calculated and published for use in conjunction with the "Haylett Formula".

Publication date: 28 January 2016

Periodicity: Monthly

8 pages

Format and price:



Free



Technical enquiries: richardk@statssa.gov.za
Orders/Subscription services: magdaj@statssa.gov.za
User information services: info@statssa.gov.za
Stats SA website: www.statssa.gov.za

Labour statistics

02-02-00 (2010) – A survey of time use

This report provides information on the way in which different individuals in South Africa spend their time, information on the division of both paid and unpaid labour between women and men, and greater insight into less well understood productive activities such as subsistence work, casual work and work in the informal sector.

Publication date: 28 August 2013


Periodicity: 10 yearly

122 pages

Format and price:



Free



Technical enquiries: tumisang@statssa.gov.za
Orders/Subscription services: millies@statssa.gov.za
User information services: info@statssa.gov.za
Stats SA website: www.statssa.gov.za

P0210 – Labour force survey (LFS)

This publication contains results of a rotating panel household survey first conducted in 2000, specifically designed to measure the dynamics of employment and unemployment in the country. It measures a variety of issues related to the labour market, including unemployment rates (official and expanded). Results for 2000 were published as discussion documents.

Publication date: 23 March 2009


Periodicity: Yearly

53 pages

Format and price:



Free



Technical enquiries: peterb@statssa.gov.za
Orders/Subscription services: magdaj@statssa.gov.za
User information services: info@statssa.gov.za
Stats SA website: www.statssa.gov.za

P0211 – Quarterly labour force survey, 3rd quarter 2015 (QLFS)

This publication contains results of a Quarterly Labour Force Survey first conducted in January 2008, specifically designed to measure the dynamics of the South African labour market, producing indicators such as employment, unemployment and inactivity. It measures a variety of issues related to the labour market, including the official unemployment rate.

Publication date: 27 October 2015

Periodicity: Quarterly

101 pages

Format and price:



Free



Technical enquiries: peterb@statssa.gov.za
Orders/Subscription services: magdaj@statssa.gov.za
User information services: info@statssa.gov.za
Stats SA website: www.statssa.gov.za

P0211.1 – Quarterly labour force survey, additional aspects of the labour market in South Africa: Informal employment, underemployment and underutilised labour, unemployment

This publication contains results of a Quarterly Labour Force Survey first conducted in January 2008, specifically designed to measure the dynamics of the South African labour market, producing indicators such as employment, unemployment and inactivity. It measures a variety of issues related to the labour market, including the official unemployment rate.

Publication date: 25 November 2008


Periodicity: Quarterly

25 pages

Format and price:



Free



Technical enquiries: peterb@statssa.gov.za
Orders/Subscription services: magdaj@statssa.gov.za
User information services: info@statssa.gov.za
Stats SA website: www.statssa.gov.za

P0211.2 – Monthly earnings of South African, 2010

This publication contains results of a Quarterly Labour Force Survey first conducted in January 2008, specifically designed to measure the dynamics of the South African labour market, producing indicators such as employment, unemployment and inactivity. It measures a variety of issues related to the labour market, including the official unemployment rate.

Publication date: 30 November 2010

Periodicity:

31 pages

Format and price:



Free



Technical enquiries: peterb@statssa.gov.za
Orders/Subscription services: magdaj@statssa.gov.za
User information services: info@statssa.gov.za
Stats SA website: www.statssa.gov.za

P0211.3 – Volunteer activities survey, 2014

This publication contains results of a Quarterly Labour Force Survey first conducted in January 2008, specifically designed to measure the dynamics of the South African labour market, producing indicators such as employment, unemployment and inactivity. It measures a variety of issues related to the labour market, including the official unemployment rate.

Publication date: 10 September 2015

Periodicity: 4 Yearly

64 pages

Format and price:



Free



Technical enquiries: peterb@statssa.gov.za
Orders/Subscription services: magdaj@statssa.gov.za
User information services: info@statssa.gov.za
Stats SA website: www.statssa.gov.za

P0211.4 – National and provincial labour market trends over the last decade, 2003-2013

This report is the first in a quarterly series which will be released when the QLFS results are reported. The aim is to provide users with an analysis of various aspects of the South African labour market at provincial level based on current labour market information. Each report will focus on a different theme and the time frame of analysis will vary. Given that the QLFS series began in 2008, prior to which its predecessor the Labour Force Survey (LFS) was only conducted in March and September each year, analysis based on the 10-year period will not be undertaken in every report. This report aims to bridge the gap in our understanding of the interrelationship between the national labour market results and those of the provinces over the last decade with special emphasis on employment outcomes by industry.

Publication date: 05 November 2013

Periodicity: Quarterly

79 pages

Format and price:



Free



Technical enquiries: peterb@statssa.gov.za
Orders/Subscription services: magdaj@statssa.gov.za
User information services: info@statssa.gov.za
Stats SA website: www.statssa.gov.za

P0211.4.1 – National and provincial labour market: Dynamics

The national labour market results mask variations at provincial level which can often be quite large. The nine provinces differ in population size, land mass, demographic profile, and economic structure. This report is the second in a quarterly series which will be released when the QLFS results are reported. The aim is to provide users with an analysis of various aspects of the South African labour market at provincial level, based on current labour market information. The analysis in this report is based solely on the results of the Quarterly Labour Force Survey (QLFS) conducted in the third and fourth quarters of 2012 (Q3: QLFS) and (Q4: QLFS). The data have been revised to reflect the new population benchmarks from the population census of 2011.

Publication date: 25 March 2014

Periodicity: Quarterly

79 pages

Format and price:



Free



Technical enquiries: peterb@statssa.gov.za
Orders/Subscription services: magdaj@statssa.gov.za
User information services: info@statssa.gov.za
Stats SA website: www.statssa.gov.za

P0211.4.2 – National and provincial labour market: Youth, Q1: 2008-Q1: 2005

National provincial labour market Youth

Publication date: 29 June 2015

Periodicity: Quarterly

41 pages

Format and price:



Free



Technical enquiries: peterb@statssa.gov.za
Orders/Subscription services: magdaj@statssa.gov.za
User information services: info@statssa.gov.za
Stats SA website: www.statssa.gov.za

P0211.4.3 – National and provincial labour market: Informal sector, Quarter 2, 2008-2014

National and provincial labour market: Informal sector.

Publication date: 03 February 2015
Periodicity: Quarterly
132 pages
Format and price:



Free



Technical enquiries: peterb@statssa.gov.za
Orders/Subscription services: magdaj@statssa.gov.za
User information services: info@statssa.gov.za
Stats SA website: www.statssa.gov.za

P0211.4.4 – National and provincial labour market: Longterm unemployment, Quarter 3, 2008-2014

National and provincial labour market: Long-term unemployment.

Publication date: 03 February 2015
Periodicity: Quarterly
99 pages
Format and price:



Free



Technical enquiries: peterb@statssa.gov.za
Orders/Subscription services: magdaj@statssa.gov.za
User information services: info@statssa.gov.za
Stats SA website: www.statssa.gov.za


P0211.5 – Quarterly labour force survey – Historical revisions of the QLFS, 2008-2013

This publication presents a selection of key labour market indicators from the revised Quarterly Labour Force Survey (QLFS) estimates based on Census 2011 population benchmarks. These revisions are from Q1: 2008 to Q4: 2013.

Publication date: 11 February 2014
Periodicity: Quarterly
99 pages
Format and price:



Free



Technical enquiries: peterb@statssa.gov.za
Orders/Subscription services: magdaj@statssa.gov.za
User information services: info@statssa.gov.za
Stats SA website: www.statssa.gov.za

O2-11-02 (2014) – Labour market dynamics in South Africa, 2014

The objective of this report is two-fold: first, to analyse the patterns and trends in annual labour market results over the period 2008 to 2013, and second, to analyse important aspects of the labour market in South Africa in an international context.

Publication date: 16 April 2015
Periodicity: Yearly
187 pages
Format and price:



Free



ISBN: 978-0-621-42630-4
Technical enquiries: monetd@statssa.gov.za
Orders/Subscription services: magdaj@statssa.gov.za
User information services: info@statssa.gov.za
Stats SA website: www.statssa.gov.za

P0212 – Survey of activities of young people

Survey of activities of young people.

Publication date: 19 July 2011
Periodicity:
55 pages
Format and price:



Free



Technical enquiries: malerat@statssa.gov.za
Orders/Subscription services: magdaj@statssa.gov.za
User information services: info@statssa.gov.za
Stats SA website: www.statssa.gov.za


P0272 – Survey of average monthly earnings, February 2003

This publication contains results of the quarterly Survey of Average Monthly Earnings in selected industries (AME) The survey is designed to obtain information regarding employees, hours worked, salaries and wages paid and number of vacancies.

Publication date: 10 June 2003
Periodicity: Quarterly
42 pages
Format and price:



Free



Orders/Subscription services: magdaj@statssa.gov.za
User information services: info@statssa.gov.za
Stats SA website: www.statssa.gov.za

P0276 – Survey of employers and the self-employed (SESE), 2013

The main aim of the Survey of Employers and the Self-Employed (SESE) report is to provide information on the characteristics of micro- and small businesses in South Africa and to gain an understanding of their operation and access to services.

Publication date: 14 August 2014

Periodicity:

48 pages

Format and price:



Free



Technical enquiries: peterb@statssa.gov.za
Orders/Subscription services: magdaj@statssa.gov.za
User information services: info@statssa.gov.za
Stats SA website: www.statssa.gov.za

P0277 – Quarterly employment statistics, September 2015

This release replaces the Survey of Employment and Earnings (P0271) which was discontinued from June 2005. It contains results of the Survey of Quarterly Employment Statistics in selected industries. The survey is designed to obtain information regarding the number of employees and gross salaries paid.

Publication date: 15 December 2015

Periodicity: Quarterly

37 pages

Format and price:



Free



Technical enquiries: matlapanem@statssa.gov.za
Orders/Subscription services: magdaj@statssa.gov.za
User information services: info@statssa.gov.za
Stats SA website: www.statssa.gov.za

Demography

a) Population

Census 2011 – Fact sheet (only available on the Web)

Publication date: 30 October 2012

Periodicity: 5 yearly

12 pages

Format and price:



Free



Technical enquiries: christinek@statssa.gov.za
Orders/Subscription services: millies@statssa.gov.za
User information services: info@statssa.gov.za
Stats SA website: www.statssa.gov.za

Census 2011 – Key results (only available on the Web)

Publication date: 30 October 2012


Periodicity: 5 yearly

14 pages

Format and price:



Free



Technical enquiries: christinek@statssa.gov.za
Orders/Subscription services: millies@statssa.gov.za
User information services: info@statssa.gov.za
Stats SA website: www.statssa.gov.za

03-00-04 – Estimation of fertility from the 2007 community survey of South Africa, 2010

Estimation of fertility from the 2007 Community Survey of South Africa.

Publication date: 10 September 2010

Periodicity:

44 pages

Format and price:



Free



ISBN: 978-0-621-39032-2
Technical enquiries: sandiles@statssa.gov.za
Orders/Subscription services: millies@statssa.gov.za
User information services: info@statssa.gov.za
Stats SA website: www.statssa.gov.za

03-00-05 – Use of health facilities and levels of selected health conditions in South Africa: Findings from the General Household Survey, 2011 **(only available on the Web)**

This report presents information on the use of health facilities by households in South Africa as well as the levels and patterns of selected health conditions in the country in 2011. It is based on information collected from respondents who participated in the General Household Survey that was conducted by Statistics South Africa from July to September 2011. The report focuses on the utilisation of health facilities and access to these facilities, highlighting mode of travel and time taken to reach the facilities. It also provides information on medical aid coverage, self-reported illnesses or injuries suffered by individuals and health care seeking behaviour. The report further presents information on communicable and non-communicable diseases, including medication taken for non-communicable diseases.

Publication date: 16 July 2013


Periodicity:

114 pages

Format and price:



Free



ISBN: 978-0-621-41782-1

Technical enquiries: dank@statssa.gov.za

User information services: info@statssa.gov.za

Stats SA website: www.statssa.gov.za

03-00-07 – KwaZulu-Natal citizen satisfaction survey: Analytical report **(only available on the Web)**

KwaZulu-Natal citizen satisfaction survey: Analytical report

Publication date: 04 February 2016

Periodicity:

123 pages

Format and price:



Free



ISBN: 978-0-621-44313-4

Technical enquiries: sandiles@statssa.gov.za

User information services: info@statssa.gov.za

Stats SA website: www.statssa.gov.za

03-00-08 – KwaZulu-Natal citizen satisfaction survey: Technical report **(only available on the Web)**

KwaZulu-Natal citizen satisfaction survey: Technical report

Publication date: 04 February 2016

Periodicity:

44 pages

Format and price:



Free



ISBN: 978-0-621-44314-1

Technical enquiries: caiphusm@statssa.gov.za

User information services: info@statssa.gov.za

Stats SA website: www.statssa.gov.za

P0301.4 – Census 2011, results **(only available on the Web)**

This chapter provides profiles results on all Census topics; demographics, migration, education, general health and functioning, labour force, mortality, and households.

Publication date: 30 October 2012

Periodicity: 5 yearly

80 pages

Format and price:



Free



Technical enquiries: calvinm@statssa.gov.za

Orders/Subscription services: magdaj@statssa.gov.za

User information services: info@statssa.gov.za

Stats SA website: www.statssa.gov.za

03-01-20 – Community survey, 2007 – Methodology, processes and highlights of key results

This document provides an overview of the methodologies and processes that were used during the undertaking of the Community Survey (CS) and also presents the key results of the survey.

Publication date: 24 October 2007

Periodicity:

51 pages

Format and price:



Free



ISBN: 978-0-621-37411-7

Orders/Subscription services: millies@statssa.gov.za

User information services: info@statssa.gov.za

Stats SA website: www.statssa.gov.za

03-01-21 – Community survey, 2007 – Key municipal data

The purpose of the survey is to provide information on living conditions of South Africans.

Publication date: 11 March 2008

Periodicity:

358 pages

Format and price:



Free



ISBN: 978-0-621-37413-1

Orders/Subscription services: millies@statssa.gov.za

User information services: info@statssa.gov.za

Stats SA website: www.statssa.gov.za

03-01-26 – Community survey, 2007 – The RDP commitment: What South Africans say

The report deals specifically with measurement in the domains of meeting basic needs and developing our human resources. This provides an objective assessment of the performance of the country, on the extent to which it has made progress or failed to make progress. By comparing information gathered over the last 13 years such assessment can be made. The results are based on objective enumeration of those things that can be visibly seen such as the number of households that have access to a particular form of energy and to what end they deploy such energy. It is not anecdote, but it is what South Africans say about their living conditions. It is therefore appropriately titled 'The RDP commitment: What South Africans say.'

Publication date: 24 October 2007
Periodicity:
27 pages
Format and price:



Free



Orders/Subscription services: millies@statssa.gov.za
User information services: info@statssa.gov.za
Stats SA website: www.statssa.gov.za

03-01-41 – Census 2011 – Census in brief (only available on the Web)

There is a range of products being made available on the census results. This publication is one of these products. It briefly describes findings regarding selected population and household characteristics. The first part of the document summarizes census processes and the following parts give the new geography applicable to Census 2011 and then the actual findings.

Publication date: 30 October 2012
Periodicity: 5 Yearly
107 pages
Format and price:



Free



ISBN: 978-0-621-41388-5
Technical enquiries: calvinm@statssa.gov.za
Orders/Subscription services: millies@statssa.gov.za
User information services: info@statssa.gov.za
Stats SA website: www.statssa.gov.za

03-01-42 – Census 2011 – Methodology and highlights of key results (only available on the Web)

This document highlights processes that were undertaken during the execution of Census 2011 and key results generated from the census.

Publication date: 31 October 2012
Periodicity: 5 yearly
29 pages
Format and price:



Free



ISBN: 978-0-621-41389-2
Technical enquiries: christinek@statssa.gov.za
Orders/Subscription services: millies@statssa.gov.za
User information services: info@statssa.gov.za
Stats SA website: www.statssa.gov.za

03-01-43 – Census 2011 – Provinces at a glance (only available on the Web)

South Africa has had three censuses since the first general elections in 1994. The first census was conducted in 1996, the second one followed five years later (2001). However, a community survey, instead of a census, was conducted in 2007; whilst the recent census was conducted just over a year ago (2011). In this publication, data from the three censuses and the 2007 Community Survey are compared.

Publication date: 1 November 2012
Periodicity: 5 yearly
84 pages
Format and price:



Free



ISBN: 978-0-621-41390-8
Technical enquiries: diegoi@statssa.gov.za
Orders/Subscription services: millies@statssa.gov.za
User information services: info@statssa.gov.za
Stats SA website: www.statssa.gov.za


03-01-45 – Census 2011 – How the count was done (only available on the Web)

This section provides a summary of the various activities that were carried out prior to the finalisation of the results. They can be summarised as follows: Planning, Pre-enumeration, Enumeration, Processing and Editing.

Publication date: 1 November 2012
Periodicity: 5 yearly
66 pages
Format and price:



Free



ISBN: 978-0-621-41392-2
Technical enquiries: christinek@statssa.gov.za
Orders/Subscription services: millies@statssa.gov.za
User information services: info@statssa.gov.za
Stats SA website: www.statssa.gov.za

03-01-46 – Census 2011 – Post-enumeration survey: Results and methodology (only available on the Web)

Statistics South Africa (Stats SA) conducted the Post-enumeration Survey (PES) for Census 2011 shortly after the completion of census enumeration, from November to December 2011. The main goal of the PES was to evaluate the coverage and content errors of the census. The PES was an integral part of the Census 2011 programme, but institutional arrangements were put in place to maintain the independence of PES operations to ensure that the results of the PES were not biased.

Publication date: 2 November 2012
Periodicity: 5 yearly
88 pages
Format and price:



ISBN: 978-0-621-41394-6
Technical enquiries: yandiswam@statssa.gov.za
Orders/Subscription services: millies@statssa.gov.za
User information services: info@statssa.gov.za
Stats SA website: www.statssa.gov.za

03-01-47 – Census 2011 – Metadata (only available on the Web)

Publication date: 2 November 2012
Periodicity: 5 yearly
146 pages
Format and price:



ISBN: 978-0-621-41395-3
Technical enquiries: calvinm@statssa.gov.za
Orders/Subscription services: millies@statssa.gov.za
User information services: info@statssa.gov.za
Stats SA website: www.statssa.gov.za

03-01-58 – Census 2011 – Municipal fact sheet (only available on the Web)

The emphasis on this publication has been to focus on the ideal state particularly of household services variables. The publication is intended to be used as a quick reference to key indicators and should be used with the other municipal reports that have been released by Statistics South Africa.

Publication date: 3 November 2012
Periodicity: 5 yearly
50 pages
Format and price:



ISBN: 978-0-621-41391-5
Technical enquiries: censusinfo@statssa.gov.za
Orders/Subscription services: millies@statssa.gov.za
User information services: info@statssa.gov.za
Stats SA website: www.statssa.gov.za

03-01-59 – Census 2011: Profile of persons with disabilities in South Africa (only available on the Web)

Census 2011: Profile of persons with disabilities in South Africa

Publication date: 9 September 2014
Periodicity:
211 pages
Format and price:



ISBN: 978-0-621-41391-5
Technical enquiries: censusinfo@statssa.gov.za
Orders/Subscription services: millies@statssa.gov.za
User information services: info@statssa.gov.za
Stats SA website: www.statssa.gov.za

03-01-60 – Census 2011: Profile of older persons in South Africa (only available on the Web)

This report provides valuable information on the demographic and socio-economic profiles of the elderly population in South Africa, based on the three post-1994 censuses.

Publication date: 1 October 2014
Periodicity:
138 pages
Format and price:




ISBN: 978-0-621-42794-3
Technical enquiries: censusinfo@statssa.gov.za
Orders/Subscription services: millies@statssa.gov.za
User information services: info@statssa.gov.za
Stats SA website: www.statssa.gov.za

03-01-62 – Census 2011: Estimation of mortality in South Africa (only available on the Web)

Census 2011: Estimation of mortality in South Africa

Publication date: 02 December 2015
Periodicity:
61 pages
Format and price:



ISBN: 978-0-621-43201-5
Technical enquiries: diegoi@statssa.gov.za
Orders/Subscription services: millies@statssa.gov.za
User information services: info@statssa.gov.za
Stats SA website: www.statssa.gov.za

03-01-63 – Census 2011: Fertility in South Africa (only available on the Web)

Census 2011: Fertility in South Africa

Publication date: 02 December 2015
Periodicity:
87 pages
Format and price:



Free



ISBN: 978-0-621-43202-2
Technical enquiries: diegoi@statssa.gov.za
Orders/Subscription services: millies@statssa.gov.za
User information services: info@statssa.gov.za
Stats SA website: www.statssa.gov.za

03-01-67 – Census 2011: Population dynamics South Africa (only available on the Web)

Census 2011: Population dynamics in South Africa

Publication date: 02 December 2015
Periodicity:
124 pages
Format and price:



Free



ISBN: 978-0-621-43660-0
Technical enquiries: diegoi@statssa.gov.za
Orders/Subscription services: millies@statssa.gov.za
User information services: info@statssa.gov.za
Stats SA website: www.statssa.gov.za

03-01-70 – Census 2011: Provincial Profile: Western Cape (only available on the Web)

Census 2011: Provincial Profile: WC.

Publication date: 01 April 2015
Periodicity: Yearly
63 pages
Format and price:



Free



ISBN: 978-0-621-43209-1
Technical enquiries: Western Cape Provincial Office
Tel: (021) 481 5500
User information services: info@statssa.gov.za
Stats SA website: www.statssa.gov.za

03-01-71 – Census 2011: Provincial Profile: Eastern Cape (only available on the Web)

Census 2011: Provincial Profile: EC.

Publication date: 01 April 2015
Periodicity: Yearly
77 pages
Format and price:



Free



ISBN: 978-0-621-43210-7
Technical enquiries: Eastern Cape Provincial Office
Tel: (043) 707 4907
User information services: info@statssa.gov.za
Stats SA website: www.statssa.gov.za

03-01-72 – Census 2011: Provincial Profile: Northern Cape (only available on the Web)

Census 2011: Provincial Profile: NC.

Publication date: 01 April 2015
Periodicity: Yearly
76 pages
Format and price:



Free



ISBN: 978-0-621-43211-4
Technical enquiries: Northern Cape Provincial Office
Tel: (053) 802 6800
User information services: info@statssa.gov.za
Stats SA website: www.statssa.gov.za

03-01-73 – Census 2011: Provincial Profile: Free State (only available on the Web)

Census 2011: Provincial Profile: FS.

Publication date: 01 April 2015
Periodicity: Yearly
74 pages
Format and price:



Free



ISBN: 978-0-621-43212-1
Technical enquiries: Free State Provincial Office
Tel: (051) 412 7500
User information services: info@statssa.gov.za
Stats SA website: www.statssa.gov.za


03-01-74 – Census 2011: Provincial Profile: KwaZulu-Natal (only available on the Web)

Census 2011: Provincial Profile: KZN.

Publication date: 01 April 2015
Periodicity: Yearly
84 pages
Format and price:



Free



ISBN: 978-0-621-43213-8
Technical enquiries: KwaZulu-Natal Provincial Office
Tel: (031) 360 0600
User information services: info@statssa.gov.za
Stats SA website: www.statssa.gov.za

03-01-75 – Census 2011: Provincial Profile: North West (only available on the Web)

Census 2011: Provincial Profile: NW.

Publication date: 01 April 2015
Periodicity: Yearly
86 pages
Format and price:



Free



ISBN: 978-0-621-43214-5
Technical enquiries: North West Provincial Office
Tel: (018) 384 2878/9
User information services: info@statssa.gov.za
Stats SA website: www.statssa.gov.za

03-01-76 – Census 2011: Provincial Profile: Gauteng (only available on the Web)

Census 2011: Provincial Profile: GP.

Publication date: 01 April 2015
Periodicity: Yearly
60 pages
Format and price:



Free



ISBN: 978-0-621-43215-2
Technical enquiries: Gauteng Provincial Office
Tel: (011) 833 0100
User information services: info@statssa.gov.za
Stats SA website: www.statssa.gov.za

03-01-77 – Census 2011: Provincial Profile: Mpumalanga (only available on the Web)

Census 2011: Provincial Profile: Mpu.

Publication date: 01 April 2015
Periodicity: Yearly
105 pages
Format and price:



Free



ISBN: 978-0-621-43216-9
Technical enquiries: Mpumalanga Provincial Office
Tel: (013) 762 0000
User information services: info@statssa.gov.za
Stats SA website: www.statssa.gov.za

03-01-78 – Census 2011: Provincial Profile: Limpopo (only available on the Web)

Census 2011: Provincial Profile: Lim.

Publication date: 01 April 2015
Periodicity: Yearly
60 pages
Format and price:



Free



ISBN: 978-0-621-43217-6
Technical enquiries: Limpopo Provincial Office
Tel: (015) 295 3300
User information services: info@statssa.gov.za
Stats SA website: www.statssa.gov.za

03-01-79 – Census 2011: Migration dynamics in South Africa (only available on the Web)

Census 2011: Migration dynamics in South Africa

Publication date: 02 December 2015
Periodicity:
217 pages
Format and price:



Free



ISBN: 978-0-621-44166-6
Technical enquiries: diegoi@statssa.gov.za
Orders/Subscription services: millies@statssa.gov.za
User information services: info@statssa.gov.za
Stats SA website: www.statssa.gov.za

03-01-81 – Census 2011: A profile of educational enrolment, attainment and progression in South Africa (only available on the Web)

Census 2011: A profile of educational enrolment, attainment and progression in South Africa

Publication date: 02 December 2015
Periodicity:
184 pages
Format and price:



Free



ISBN: 978-0-621-44181-9
Technical enquiries: diegoi@statssa.gov.za
Orders/Subscription services: millies@statssa.gov.za
User information services: info@statssa.gov.za
Stats SA website: www.statssa.gov.za

P0302 – Mid-year population estimates, 2015 (only available on the Web)

This statistical release contains estimations of the population of South Africa and describes the methods used to compile these estimations.

Publication date: 23 July 2015
Periodicity: Yearly
20 pages
Format and price:



Free



Technical enquiries: diegoi@statssa.gov.za
Orders/Subscription services: magdaj@statssa.gov.za
User information services: info@statssa.gov.za
Stats SA website: www.statssa.gov.za

03-02-01 – Census 2001: Key results (only available on the Web)

This eight-page A6 pamphlet is aimed at the general public and contains: (1) information on how the Census was done (2) highlights of Census results - national and provincial population, language, education and household goods.

Publication date: 4 July 2003
Periodicity: Once-off
8 pages
Format and price:



Free



Technical enquiries: censusinfo@statssa.gov.za
Orders/Subscription services: millies@statssa.gov.za
User information services: info@statssa.gov.za
Stats SA website: www.statssa.gov.za

03-02-02 – Census 2001: How the count was done (only available on the Web)

This report takes readers on a bird.

Publication date: 3 July 2003
Periodicity: Once-off
58 pages
Format and price:



Free



ISBN: 0-621-34294-7
Technical enquiries: censusinfo@statssa.gov.za
Orders/Subscription services: millies@statssa.gov.za
User information services: info@statssa.gov.za
Stats SA website: www.statssa.gov.za


03-02-04 – Census 2001: Primary tables – South Africa: Census 1996 and 2001 compared, 2001 (only available on the Web)

This publication consists of detailed tables from both Census 1996 and Census 2001 giving number and percentage information for each of 23 person and household variables broken down by sex and population group. For each topic there is a comparative graph and a short narrative.

Publication date: 25 August 2004
Periodicity: Once-off
110 pages
Format and price:



Free



ISBN: 0-621-34320-X
Technical enquiries: censusinfo@statssa.gov.za
Orders/Subscription services: millies@statssa.gov.za
User information services: info@statssa.gov.za
Stats SA website: www.statssa.gov.za


03-02-05 – Census 2001: Primary tables – Eastern Cape: Census 1996 and 2001 compared, 2001 (only available on the Web)

This publication consists of detailed tables from both Census 1996 and Census 2001 giving number and percentage information for each of 23 person and household variables broken down by sex and population group. For each topic there is a comparative graph and a short narrative.

Publication date: 30 August 2004
Periodicity: Once-off
110 pages
Format and price:



Free



ISBN: 0-621-34321-8
Technical enquiries: censusinfo@statssa.gov.za
Orders/Subscription services: millies@statssa.gov.za
User information services: info@statssa.gov.za
Stats SA website: www.statssa.gov.za


03-02-06 – Census 2001: Primary tables – Free State: Census 1996 and 2001 compared, 2001 (only available on the Web)

This publication consists of detailed tables from both Census 1996 and Census 2001 giving number and percentage information for each of 23 person and household variables broken down by sex and population group. For each topic there is a comparative graph and a short narrative.

Publication date: 9 January 2006
Periodicity: Once-off
111 pages
Format and price:



Free



ISBN: 0-621-34322-6
Technical enquiries: censusinfo@statssa.gov.za
Orders/Subscription services: millies@statssa.gov.za
User information services: info@statssa.gov.za
Stats SA website: www.statssa.gov.za

03-02-07 – Census 2001: Primary tables – Gauteng: Census 1996 and 2001 compared, 2001 (only available on the Web)

This publication consists of detailed tables from both Census 1996 and Census 2001 giving number and percentage information for each of 23 person and household variables broken down by sex and population group. For each topic there is a comparative graph and a short narrative.

Publication date: 16 November 2004
Periodicity: Once-off
110 pages
Format and price:



Free



ISBN: 0-621-34323-4
Technical enquiries: censusinfo@statssa.gov.za
Orders/Subscription services: millies@statssa.gov.za
User information services: info@statssa.gov.za
Stats SA website: www.statssa.gov.za

03-02-08 – Census 2001: Primary tables – KwaZulu-Natal: Census 1996 and 2001 compared, 2001 **(only available on the Web)**

This publication consists of detailed tables from both Census 1996 and Census 2001 giving number and percentage information for each of 23 person and household variables broken down by sex and population group. For each topic there is a comparative graph and a short narrative.

Publication date: 13 October 2004
Periodicity: Once-off
110 pages
Format and price:



ISBN: 0-621-34324-2
Technical enquiries: censusinfo@statssa.gov.za
Orders/Subscription services: millies@statssa.gov.za
User information services: info@statssa.gov.za
Stats SA website: www.statssa.gov.za

03-02-09 – Census 2001: Primary tables – Mpumalanga: Census 1996 and 2001 compared, 2001 **(only available on the Web)**

This publication consists of detailed tables from both Census 1996 and Census 2001 giving number and percentage information for each of 23 person and household variables broken down by sex and population group. For each topic there is a comparative graph and a short narrative.

Publication date: 9 January 2006
Periodicity: Once-off
110 pages
Format and price:




ISBN: 0-621-34325-0
Technical enquiries: censusinfo@statssa.gov.za
Orders/Subscription services: millies@statssa.gov.za
User information services: info@statssa.gov.za
Stats SA website: www.statssa.gov.za

03-02-10 – Census 2001: Primary tables – Northern Cape: Census 1996 and 2001 compared, 2001 **(only available on the Web)**

This publication consists of detailed tables from both Census 1996 and Census 2001 giving number and percentage information for each of 23 person and household variables broken down by sex and population group. For each topic there is a comparative graph and a short narrative.

Publication date: 15 February 2006
Periodicity: Once-off
110 pages
Format and price:



ISBN: 0-621-34326-9
Technical enquiries: censusinfo@statssa.gov.za
Orders/Subscription services: millies@statssa.gov.za
User information services: info@statssa.gov.za
Stats SA website: www.statssa.gov.za

03-02-11 – Census 2001: Primary tables – Limpopo: Census 1996 and 2001 compared, 2001 **(only available on the Web)**

This publication consists of detailed tables from both Census 1996 and Census 2001 giving number and percentage information for each of 23 person and household variables broken down by sex and population group. For each topic there is a comparative graph and a short narrative.

Publication date: 11 January 2005
Periodicity: Once-off
110 pages
Format and price:




ISBN: 0-621-34327-7
Technical enquiries: censusinfo@statssa.gov.za
Orders/Subscription services: millies@statssa.gov.za
User information services: info@statssa.gov.za
Stats SA website: www.statssa.gov.za

03-02-12 – Census 2001: Primary tables – North West: Census 1996 and 2001 compared, 2001 **(only available on the Web)**

This publication consists of detailed tables from both Census 1996 and Census 2001 giving number and percentage information for each of 23 person and household variables broken down by sex and population group. For each topic there is a comparative graph and a short narrative.

Publication date: 19 April 2005
Periodicity: Once-off
110 pages
Format and price:



ISBN: 0-621-34328-5
Technical enquiries: censusinfo@statssa.gov.za
Orders/Subscription services: millies@statssa.gov.za
User information services: info@statssa.gov.za
Stats SA website: www.statssa.gov.za

03-02-13 – Census 2001: Primary tables – Western Cape: Census 1996 and 2001 compared **(only available on the Web)**

This publication consists of detailed tables from both Census 1996 and Census 2001 giving number and percentage information for each of 23 person and household variables broken down by sex and population group. For each topic there is a comparative graph and a short narrative.

Publication date: 01 April 2005
Periodicity: Once-off
110 pages
Format and price:



Free



ISBN: 0-621-34329-3

Technical enquiries: censusinfo@statssa.gov.za
Orders/Subscription services: millies@statssa.gov.za
User information services: info@statssa.gov.za
Stats SA website: www.statssa.gov.za

03-02-16 – Census 2001: Achieving a better life for all: Progress between Census 1996 and Census 2001

This report, drawing on census data from 1996 and 2001, illustrates in detailed statistics the number of areas where achievements are evident and others where there remains much to be done. In the areas where much remains to be done, we ask: at what speed should those changes be occurring? This is a very important question, in view of government.

Publication date: 26 May 2005
Periodicity: Once-off
222 pages
Format and price:



Free



ISBN: 0-621-34332-3

Technical enquiries: censusinfo@statssa.gov.za
Orders/Subscription services: millies@statssa.gov.za
User information services: info@statssa.gov.za
Stats SA website: www.statssa.gov.za


03-02-17 – Census 2001: Post-enumeration survey: Results and methodology **(only available on the Web)**

A post-enumeration survey (PES) is a sample survey conducted immediately after a census, for the primary purpose of evaluating the census. It provides a concrete statistical basis for estimating census coverage, that is, the extent of undercount or overcount, and for adjusting the census data if there is evidence of significant coverage error. It also provides an evaluation of the reliability of some of the characteristics reported in the census.

Publication date: 29 January 2004
Periodicity: Once-off
91 pages
Format and price:



Free



ISBN: 0-621-34333-1

Technical enquiries: censusinfo@statssa.gov.za
Orders/Subscription services: millies@statssa.gov.za
User information services: info@statssa.gov.za
Stats SA website: www.statssa.gov.za

03-02-21 – Census 2001: Key municipal data


This publication presents key census findings for each metropolitan, district and local municipality. It consists of one page per municipality, with tables showing information for selected person and household variables. The book is ring bound to facilitate the photocopying of individual pages, and is designed principally for those without access to electronic census products such as PX-WEB.

Reference copies can be found in provincial and legal deposit libraries.

Publication date: 1 November 2004
Periodicity: Once-off
pages
Format and price:



R150,00



Orders/Subscription services: annelineb@statssa.gov.za
User information services: info@statssa.gov.za
Stats SA website: www.statssa.gov.za

03-02-44 – Prevalence of disability in South Africa

Census 2001 was the second census to be carried out in a democratic South Africa to provide demographic and socio-economic data required to inform policy decision-making as well as ascertain the achievements made in the provision of basic services to the people. Data on disability were collected as part of this important endeavour. This report highlights the key findings on disability emanating from the analysis of these data.

Publication date: 30 March 2005
Periodicity:
73 pages
Format and price:



R100,00



ISBN: 0-621-35178-4

Technical enquiries: censusinfo@statssa.gov.za
Orders/Subscription services: annelineb@statssa.gov.za
User information services: info@statssa.gov.za
Stats SA website: www.statssa.gov.za

03-02-46 – Census 2001: Stages in the life cycle of South Africans (**only available on the Web**)

This report contains descriptions of the people counted in South Africa during Census 2001, grouped according to the various stages in the life cycle: infants (aged 0

Publication date: 06 December 2005
Periodicity:
202 pages
Format and price:



Free



ISBN: 03-02-46-0-621-36296-4
Technical enquiries: censusinfo@statssa.gov.za
Orders/Subscription services: millies@statssa.gov.za
User information services: info@statssa.gov.za
Stats SA website: www.statssa.gov.za

03-03-01 – Profiling South African middle-class households: 1998-2006

This is a once-off publication.

Publication date: 19 January 2010
Periodicity: Once-off
35 pages
Format and price:



Free



ISBN: 978-0-621-39028-8
Technical enquiries: mosidin@statssa.gov.za
Orders/Subscription services: millies@statssa.gov.za
User information services: info@statssa.gov.za
Stats SA website: www.statssa.gov.za

03-03-02 – Changes in standard of living among population groups in South Africa: 1998-2006

This is a once-off publication.

Publication date: 19 January 2010
Periodicity: Once-off
78 pages
Format and price:



Free



ISBN: 978-0-621-39029-2
Technical enquiries: mosidin@statssa.gov.za
Orders/Subscription services: millies@statssa.gov.za
User information services: info@statssa.gov.za
Stats SA website: www.statssa.gov.za

b) Vital statistics

03-04-01 – Migration and changing settlement patterns: Multilevel data for policy

The report presents the findings of multilevel analyses of two migration data sets, namely the Census 2001 of Statistics South Africa and the Agincourt Health and Demographic Surveillance System of the University of Witwatersrand.

Publication date: 10 April 2006
Periodicity: Once-off
41 pages
Format and price:



Free



ISBN: 0-621-36508-4
Orders/Subscription services: millies@statssa.gov.za
User information services: info@statssa.gov.za
Stats SA website: www.statssa.gov.za

03-04-02 – Migration and urbanisation in South Africa

This report deals with the intricate processes and historical trends of migration and urbanisation in South Africa and shows that while the urbanisation level is on the increase, the migration level remains surprisingly constant. This apparently contradicting finding is possible because the interrelationship between migration and urbanisation is such that the net rural-to-urban migration (i.e. urban in-migration minus urban out-migration) and urban natural increase (i.e. urban births minus urban deaths) escalate without a concomitant increase in the other migration patterns (i.e. urban to rural, urban to urban, and rural to rural migration). Consequently, there appears to be some evidence supporting the United Nations.

Publication date: 10 April 2006
Periodicity: Once-off
41 pages
Format and price:



Free



ISBN: 0-621-36509-2
Orders/Subscription services: millies@statssa.gov.za
User information services: info@statssa.gov.za
Stats SA website: www.statssa.gov.za

P0305 – Recorded live births, 2014

This statistical release contains key findings on registration-based reporting of live births, occurrence-based reporting of live births, comparison between occurrence and registration-based reporting of live births and registration-based reporting of live births with geographic breakdown.

Publication date: 01 September 2015

Periodicity: Yearly

45 pages

Format and price:



Free



Technical enquiries: christinek@statssa.gov.za
Orders/Subscription services: magdaj@statssa.gov.za
User information services: info@statssa.gov.za
Stats SA website: www.statssa.gov.za

03-06-01 – The coverage and quality of birth registration data in South Africa, 1998-2005

The report examines the birth registration process with special reference to South Africa and focus on the content, coverage and the quality of the register. It estimates the completeness of the birth register for the nine provinces and the country as a whole. It also provides estimates of fertility based on data from register and compare those with estimates from Census. Furthermore, the report describes the levels and trends in birth registration over time. Lastly, it estimates patterns of future registrations and adjustment factors that could be used to make the register more robust for analysis purposes.

Publication date: 15 March 2007

Periodicity:

pages

Format and price:



Free



ISBN: 0-621-36525-4
Orders/Subscription services: millies@statssa.gov.za
User information services: info@statssa.gov.za
Stats SA website: www.statssa.gov.za

P0307 – Marriages and divorces, 2014

This statistical release contains information on registered marriages and divorces in South Africa.

Publication date: 09 February 2016

Periodicity: Periodic

50 pages

Format and price:



Free



Technical enquiries: tshwarog@statssa.gov.za
Orders/Subscription services: magdaj@statssa.gov.za
User information services: info@statssa.gov.za
Stats SA website: www.statssa.gov.za

03-07-01 – Marriages and divorces, 2004

This report presents statistics on marriages contracted and divorces granted in South Africa.

Publication date: 17 April 2007

Periodicity:

175 pages

Format and price:



R40,00



ISBN: 0-621-35270-5
Technical enquiries: tshwarog@statssa.gov.za
Orders/Subscription services: magdaj@statssa.gov.za
User information services: info@statssa.gov.za
Stats SA website: www.statssa.gov.za

P0309.1 – Advance release of recorded deaths, 1997-2000

This report presents deaths data based on information on deceased South Africans and permanent residents whose details have been captured on the South African electronic population register.

Publication date: 20 December 2001

Periodicity: Once-off

57 pages

Format and price:



Free



Technical enquiries: maletelat@statssa.gov.za
Orders/Subscription services: magdaj@statssa.gov.za
User information services: info@statssa.gov.za
Stats SA website: www.statssa.gov.za

P0309.2 – Causes of death in South Africa, 1997 to 2001

This release is the first Stats SA publication to report on the causes of death as well as giving basic mortality data. It is based on an analysis of a 12% sample of death notification forms received from the Department of Home Affairs for the each of the five years given.

Publication date: 26 November 2002

Periodicity: Once-off

78 pages

Format and price:



Free



Technical enquiries: maletelat@statssa.gov.za
Orders/Subscription services: magdaj@statssa.gov.za
User information services: info@statssa.gov.za
Stats SA website: www.statssa.gov.za

P0309.3 – Mortality and causes of death in South Africa: Findings from death notification, 2014

This release is based on all death notification forms received from the Department of Home Affairs. Mortality data are provided in numbers and in percentages. Basic information on the causes of death is presented.

Publication date: 02 December 2015
Periodicity: Quarterly
138 pages
Format and price:



Free



Technical enquiries: maletelat@statssa.gov.za
Orders/Subscription services: magdaj@statssa.gov.za
User information services: info@statssa.gov.za
Stats SA website: www.statssa.gov.za

P0309.4 – Perinatal deaths, 2011-2013

Perinatal deaths.

Publication date: 16 April 2015
Periodicity:
37 pages
Format and price:



Free



Technical enquiries: maletelat@statssa.gov.za
Orders/Subscription services: magdaj@statssa.gov.za
User information services: info@statssa.gov.za
Stats SA website: www.statssa.gov.za

03-09-05 – Adult mortality (age 15-64) based on death notification data in South Africa: 1997-2004

This analytical report analyses data for people age 15-64. In this report, the data on deaths by age, sex, and year of death are adjusted to take into account incompleteness of death registration. The report found that death rates rose for every five year age group between 1997 and 2004. Mortality from unnatural causes of death changes little over this period.

Publication date: 07 September 2006
Periodicity:
200 pages
Format and price:



Free



ISBN: 0-621-36697-8
Technical enquiries: maletelam@statssa.gov.za
Orders/Subscription services: millies@statssa.gov.za
User information services: info@statssa.gov.za
Stats SA website: www.statssa.gov.za

03-09-06 – Trends in Orphanhood in South Africa, 1995-2005 (only available on the Web)

This paper uses information in the public domain from the 1995-1998 October Household Surveys, the 2001 Census, and the 2002-2005 General Household Surveys to estimate the percentage of children (age 0-14) who are maternal orphans, paternal orphans, double orphans (both parents dead), and who have at least one dead parent. Estimates are made for all South Africans, for Africans, for non-Africans and for Africans in KwaZulu-Natal.

Publication date: 5 December 2006
Periodicity: Once-off
68 pages
Format and price:



Free



ISBN: 0-621-36917-9
Orders/Subscription services: millies@statssa.gov.za
User information services: info@statssa.gov.za
Stats SA website: www.statssa.gov.za

03-09-07 – Road traffic accident deaths in South Africa, 2001-2006: Evidence from death notification

The report examines trends and variations of road traffic accident deaths in South Africa. The report uses mortality and causes of death data produced by Statistics South Africa from death notification. Crude and age-standardised death rates are compared for the period 2001.

Publication date: 23 November 2009
Periodicity:
53 pages
Format and price:



Free



ISBN: 978-0-621-39003-2
Orders/Subscription services: millies@statssa.gov.za
User information services: info@statssa.gov.za
Stats SA website: www.statssa.gov.za

03-09-08 – Comparison of the demographic profiles of two cities: Cape Town and Tshwane, 1997-2011 (only available on the Web)

This report provides a comparative analysis of the population and death statistics for the City of Cape Town and the City of Tshwane metropolitan municipalities. It is based on Census 1996 and Census 2011 data, and information on deaths and their causes from the death registration system maintained by the Department of Home Affairs for 1997, 2007 and 2011.

Publication date: 29 May 2014
Periodicity:
25 pages
Format and price:



Free



ISBN: 978-0-621-42703-5
Technical enquiries: mosidin@statssa.gov.za
Orders/Subscription services: millies@statssa.gov.za
User information services: info@statssa.gov.za
Stats SA website: www.statssa.gov.za

03-09-10 – Levels and trends of morbidity and mortality among children aged under-five years in South Africa, 2006-2010

This report presents information on morbidity and mortality for children aged under-five years in South Africa. It highlights levels and trends of morbidity and mortality for children aged under-five years for the period 2006 to 2010, based on data or statistical releases containing health-related information collected or published by Statistics South Africa.

Publication date: 06 December 2012
Periodicity:
79 pages
Format and price:



Free



ISBN: 978-0-621-40980-2
Technical enquiries: dank@statssa.gov.za
Orders/Subscription services: millies@statssa.gov.za
User information services: info@statssa.gov.za
Stats SA website: www.statssa.gov.za

03-09-11 – Patterns of morbidity and mortality among older person in South Africa, 2013

The report provides information on the general health status of older persons, focussing on perceived health status; medical aid coverage; self-reported illnesses suffered a month prior to the survey; and consultations with health workers. The report further outlines information chronic illnesses and use of medication. Information on mortality is also included in the report and highlights the leading causes of death among older persons, and causes of death due to communicable and non-communicable diseases

Publication date: 19 February 2015
Periodicity:
85 pages
Format and price:



Free



ISBN: 978-0-621-43218-3
Technical enquiries: dank@statssa.gov.za
Orders/Subscription services: millies@statssa.gov.za
User information services: info@statssa.gov.za
Stats SA website: www.statssa.gov.za

03-09-12 – Morbidity and mortality patterns among the youth of South Africa, 2013

Morbidity and mortality levels among the youth of South Africa.

Publication date: 29 June 2015
Periodicity:
133 pages
Format and price:



Free



ISBN: 978-0-621-42306-8
Technical enquiries: isabelsc@statssa.gov.za
Orders/Subscription services: millies@statssa.gov.za
User information services: info@statssa.gov.za
Stats SA website: www.statssa.gov.za

P0310 – Living conditions of households in South Africa, 2008/2009

The Living Conditions of Households in South Africa 2008/2009 is based on the results of the Living Conditions Survey (LCS) conducted in September 2008 to August 2009. This was the first LCS ever conducted by Stats SA. The next LCS will be conducted in 2013/14. This report provides information on the living circumstances of households in South Africa with special reference to spending patterns of households on different expenditure items. The report provides information on indicators such as average annual household expenditure, share of the bottom quintile to total household expenditure as well as in-kind expenditure such as free electricity, free water, etc. These indicators are derived using household expenditure data collected from households through the use of diaries and household questionnaire.

Publication date: 15 September 2011
Periodicity: Once-off
172 pages
Format and price:



Free



Technical enquiries: wernerr@statssa.gov.za
Orders/Subscription services: magdaj@statssa.gov.za
User information services: info@statssa.gov.za
Stats SA website: www.statssa.gov.za

03-10-01 – Subjective poverty in South Africa: Findings of the living conditions survey, 2008/2009

Subjective Poverty in South Africa is a report based on the results of the Living Conditions Survey (LCS) conducted between September 2008 and August 2009. The main aim of this survey is to provide data that will contribute to better understanding poverty in South Africa and to provide data for monitoring levels of poverty over time. Measurement of poverty levels, like the measurement of any other phenomenon such as unemployment, fertility or mortality requires a standard definition to be applied over time to properly determine trends. A debate on the definition of poverty in South Africa has been a continuous one in which several approaches have emerged. Two of the main concepts at the core of the definition of poverty are objective and subjective poverty. Subjective poverty, the subject of this report, is an individual's assessment of his or her own welfare, utility or happiness. It challenges the mainstream view that poverty is an objective, money-metric and uniformly applicable concept.

Publication date: 27 November 2012
Periodicity:
111 pages
Format and price:



Free



ISBN: 978-0-621-40977-2
Technical enquiries: wernerr@statssa.gov.za
Orders/Subscription services: millies@statssa.gov.za
User information services: info@statssa.gov.za
Stats SA website: www.statssa.gov.za

03-10-02 – Men, women and children: Findings of the living conditions survey, 2008-2009

Men, women and children is a report based on the results of the Living Conditions Survey (LCS) conducted between September 2008 and August 2009. The main aim of this survey is to provide data that will contribute to better understanding poverty in South Africa and to provide data for monitoring levels of poverty over time. The report seeks to understand the adult population, the household situation and the child population through profiling their living circumstances and levels of poverty. Special focus is given to the differences between males and females, whether at the level of the household head or the individual.

Publication date: 05 March 2013

Periodicity:

102 pages

Format and price:



Free



ISBN: 978-0-621-40978-9

Technical enquiries: wernerr@statssa.gov.za

Orders/Subscription services: millies@statssa.gov.za

User information services: info@statssa.gov.za

Stats SA website: www.statssa.gov.za

03-10-03 – Poverty profile of South Africa: Application of the poverty lines on the LCS, 2008/2009

Poverty is a key development problem in social, economic and political terms. In post-apartheid South Africa, fighting the legacy of poverty and under-development has always been a central theme of Government. Hence, the demand for regular, quality poverty data to inform Government.

Publication date: 27 November 2012

Periodicity:

133 pages

Format and price:



Free



ISBN: 978-0-621-41398-4

Technical enquiries: wernerr@statssa.gov.za

Orders/Subscription services: millies@statssa.gov.za

User information services: info@statssa.gov.za

Stats SA website: www.statssa.gov.za

03-10-04 – Gender series volume I: Economic empowerment, 2001-2014

Gender series volume I: Economic empowerment, 2001-2014.

Publication date: 30 October 2014

Periodicity:

374 pages

Format and price:



Free



ISBN: 978-0-621-43133-9

Technical enquiries: isabels@statssa.gov.za

Orders/Subscription services: millies@statssa.gov.za

User information services: info@statssa.gov.za

Stats SA website: www.statssa.gov.za

03-10-05 – Gender statistics in South Africa, 2011

This publication contains a wealth of data that we hope will be useful in taking forward the commitment of the government and the wider society to a non-sexist and non-racist South Africa.

Publication date: 04 July 2013

Periodicity:

64 pages

Format and price:



Free



ISBN: 978-0-621-41800-2

Technical enquiries: tshepomab@statssa.gov.za

Orders/Subscription services: millies@statssa.gov.za

User information services: info@statssa.gov.za

Stats SA website: www.statssa.gov.za

03-10-06 – Poverty trends in South Africa: An examination of absolute poverty between 2006 and 2011

The Poverty Trends report analyzes trends in poverty and inequality between 2006 and 2011 drawing on money-metric data collected through the Income and Expenditure Survey (IES) 2005/06 and 2010/11, as well as the Living Conditions Survey (LCS) 2008/09. We profile poverty at both a household and individual level. This report also examines the expenditure profile of poor and non-poor households with specific attention given to the differences in food expenditure between these two groups.

Publication date: 3 April 2014

Periodicity:

84 pages

Format and price:



Free



ISBN: 978-0-621-41873-6

Technical enquiries: wernerr@statssa.gov.za

Orders/Subscription services: millies@statssa.gov.za

User information services: info@statssa.gov.za

Stats SA website: www.statssa.gov.za

03-10-07 – South Africa’s young children: Their parents and home environment, 2012

The South Africa’s Young Children: their Parents and Home Environment, 2012 is a new report, published specifically to supplement the Recorded Live Births, 2012 release with the aim of providing the context in which births occur in the country. It forms part of a regular series of reports published by Stats SA focusing on a selected topic of interest. This report presents statistics on young children aged below five years in South Africa in 2012. It highlights the profile of biological parents and the home environment in which children are raised by addressing questions on: who are the young children in South Africa; what are the characteristics of mothers and fathers who raise their biological children; and under what material and physical conditions do young children live.

Publication date: 18 November 2013

Periodicity:

70 pages

Format and price:



Free



ISBN: 978-0-621-42314-3

Technical enquiries: maletelat@statssa.gov.za

Orders/Subscription services: millies@statssa.gov.za

User information services: info@statssa.gov.za

Stats SA website: www.statssa.gov.za

03-10-08 – The South African MPI: Creating a multidimensional poverty index using census data

The main purpose of this report is the provision of poverty maps and poverty data at provincial and municipal level. In so doing, this report details how the South African Multidimensional Poverty Index (SAMPI) was conceptualised and constructed using data collected by Stats SA through Census 2001 and 2011. The SAMPI, based on the Alkire-Foster method, provides another tool in Stats SA’s ongoing efforts to measure poverty and deprivation in the country. The SAMPI was born out of the desire to develop a new product that could build onto the work started with the development of the Provincial Indices of Multiple Deprivation (PIMD) after Census 2001. Unlike the PIMD, the SAMPI has the advantage of being fully decomposable by demographic and geographic variables; this shows not only in what aspects the poor are deprived, but also reveals the interconnections among those deprivations.

Publication date: 3 April 2014

Periodicity:

61 pages

Format and price:



Free



ISBN: 978-0-621-42616-8

Technical enquiries: rossj@statssa.gov.za

Orders/Subscription services: millies@statssa.gov.za

User information services: info@statssa.gov.za

Stats SA website: www.statssa.gov.za

03-10-10 – Income dynamics and poverty status of households in South Africa (only available on the Web)

Income Dynamics and Poverty Status of Households in South Africa

Publication date: 02 December 2015

Periodicity:

68 pages

Format and price:



Free



ISBN: 978-0-621-43076-9

Technical enquiries: thembisilem@statssa.gov.za

Orders/Subscription services: millies@statssa.gov.za

User information services: info@statssa.gov.za

Stats SA website: www.statssa.gov.za

03-10-11 – Methodological report on rebasing of national poverty lines and development on pilot provincial poverty lines – Technical report

Methodological report on rebasing of national poverty lines and development on pilot provincial poverty lines.

Publication date: 03 February 2015

Periodicity:

28 pages

Format and price:



Free



ISBN: 978-0-621-43304-3

Technical enquiries: sandiles@statssa.gov.za

Orders/Subscription services: millies@statssa.gov.za

User information services: info@statssa.gov.za

Stats SA website: www.statssa.gov.za

03-10-12 – Gender series volume II: Education and gender, 2001–2014 (only available on the Web)

Gender series volume II: Education and gender, 2001-2014.

Publication date: 01 December 2015


Periodicity:

159 pages

Format and price:



Free



ISBN: 978-0-621-44148-2

Technical enquiries: tshepop@statssa.gov.za

Orders/Subscription services: millies@statssa.gov.za

User information services: info@statssa.gov.za

Stats SA website: www.statssa.gov.za

03-11-01 – Census 2011: Agricultural households

This report presents the status of the South African household based agriculture as depicted in the Population Census of 2011. The information presented in the report is a result of three questions, related to agriculture, which were included in the Population Census 2011 questionnaire. The following questions were included in the Population Census 2011 questionnaire: - What kind of agricultural activity is the household involved in? - How many of the following (livestock) does the household own? - Where does this household operate its agricultural activities? The report provides a provincial breakdown of agricultural households by type of agricultural activities undertaken, type and number of livestock kept, water source, type of energy used for lighting and cooking and type of toilet facility available. The report also profiles agricultural households in terms of the age, sex, income and educational level of household heads.

Publication date: 05 August 2013

Periodicity:

30 pages

Format and price:



Free



ISBN: 978-0-621-42004-3

Technical enquiries: mosesm@statssa.gov.za

Orders/Subsription services: millies@statssa.gov.za

User information services: info@statssa.gov.za

Stats SA website: www.statssa.gov.za

P0318 – General household survey (GHS), 2014

This report presents the results of the General Household Survey (GHS) conducted annually by Statistics South Africa from 2002. The survey collects information on a variety of subjects including education, health, the labour market, dwellings, access to services and facilities, transport, and quality of life.

Publication date: 27 May 2015

Periodicity: Annually

174 pages

Format and price:



Free



Technical enquiries: isabelsc@statssa.gov.za

Orders/Subsription services: magdaj@statssa.gov.za

User information services: info@statssa.gov.za

Stats SA website: www.statssa.gov.za

P0318.1 – General household survey – Series Volume 1: Social grants, 2003-2007

This report presents the results of the General Household Survey (GHS) conducted annually by Statistics South Africa from 2002. The survey collects information on a variety of subjects including education, health, the labour market, dwellings, access to services and facilities, transport, and quality of life.

Publication date: 23 July 2009

Periodicity: Annually

39 pages

Format and price:



Free



Technical enquiries: isabelsc@statssa.gov.za

Orders/Subsription services: magdaj@statssa.gov.za

User information services: info@statssa.gov.za

Stats SA website: www.statssa.gov.za

03-18-01 – GHS series volume II: Housing, 2002-2009

This report presents the results of the General Household Survey (GHS) conducted annually by Statistics South Africa from 2002. The survey collects information on a variety of subjects including education, health, the labour market, dwellings, access to services and facilities, transport, and quality of life.

Publication date: 07 September 2010

Periodicity:

50 pages

Format and price:



Free



ISBN: 978-0-621-39710-9

Technical enquiries: isabelsc@statssa.gov.za

Orders/Subsription services: millies@statssa.gov.za

User information services: info@statssa.gov.za

Stats SA website: www.statssa.gov.za

03-18-02 – GHS series volume III: Water and sanitation, 2002-2010

GHS series volume III.

Publication date: 30 August 2011

Periodicity:

77 pages

Format and price:



Free



ISBN: 978-0-621-40347-3

Technical enquiries: isabelsc@statssa.gov.za

Orders/Subsription services: millies@statssa.gov.za

User information services: info@statssa.gov.za

Stats SA website: www.statssa.gov.za

03-18-03 – GHS series volume IV: Food security and agriculture, 2002-2011

GHS series volume IV: Food security and agriculture.

Publication date: 30 August 2012

Periodicity:

68 pages

Format and price:



Free



ISBN: 978-0-621-41312-0

Technical enquiries: isabelsc@statssa.gov.za

Orders/Subscription services: millies@statssa.gov.za

User information services: info@statssa.gov.za

Stats SA website: www.statssa.gov.za

03-18-04 – GHS series volume V: Energy, 2002-2012

The primary objective of this volume is to report on the energy-related behaviour and perceptions of households in South Africa using data that was collected between 2002 and 2012 as part of the General Household Survey (GHS). The GHS is specifically designed to measure the multiple facets of the living conditions of South African households and contributes, amongst other things, towards the monitoring of selected indicators in relation to the performance of various government departments. The study will lend special focus to data collected in that year. The report will address the following specific objectives: Determine access to electricity; Explore sources of energy used by households for cooking, heating and lighting; Explore levels of energy poverty; Explore satisfaction with electricity provisions, perceptions about the quality of electricity and pricing of electricity; Explore views on electricity-saving strategies.

Publication date: 14 November 2013

Periodicity:

118 pages

Format and price:



Free



ISBN: 978-0-621-42186-6

Technical enquiries: isabelsc@statssa.gov.za

Orders/Subscription services: magdaj@statssa.gov.za

User information services: info@statssa.gov.za

Stats SA website: www.statssa.gov.za

03-18-05 – GHS series volume VI: Information and communication technologies, 2002-2013

GHS series VI: Information and communication technologies, 2002-2013

Publication date: 14 April 2015

Periodicity:

131 pages

Format and price:



Free



ISBN: 978-0-621-43440-8

Technical enquiries: isabelsc@statssa.gov.za

Orders/Subscription services: magdaj@statssa.gov.za

User information services: info@statssa.gov.za

Stats SA website: www.statssa.gov.za

P0318.2 – General Household Survey, Selected development indicators, 2014 (only available on the Web)

This is an annual publication and is based on data from the General Household Survey. The publication summarizes a number of developmental indicators that are used directly or indirectly by various institutions and Government Departments for the purposes of project monitoring and data confrontation.

Publication date: 26 January 2016

Periodicity: Annually

31 pages

Format and price:



Free



Technical enquiries: isabelsc@statssa.gov.za

Orders/Subscription services: magdaj@statssa.gov.za

User information services: info@statssa.gov.za

Stats SA website: www.statssa.gov.za

03-19-00 – Social profile of vulnerable groups in South Africa, 2012

A social profile is concerned with factors and processes that influence vulnerability towards various pressures that may prohibit an individual from enjoying life. This report attempts to highlight some of these challenges by providing a snapshot of vulnerable groups (specifically children, youth, women, people with disabilities and the elderly) in terms of issues such as household characteristics, housing, access to basic services, economic participation and income, health and well being, and finally education and skills development. Data will be drawn from the General Household Surveys for the period 2002-2009. It is hoped that the report will enhance awareness of the challenges faced by these vulnerable groups and that data will contribute to a better understanding of their respective development dynamics.

Publication date: 05 December 2013

Periodicity:

133 pages

Format and price:



Free



ISBN: 978-0-621-42306-8

Technical enquiries: isabelsc@statssa.gov.za

Orders/Subscription services: millies@statssa.gov.za

User information services: info@statssa.gov.za

Stats SA website: www.statssa.gov.za

P0320 – National household travel survey, February to March 2013

The national household travel survey is aimed at providing a better understanding of the transport needs and behaviour of households; the costs of transport; attitudes towards transport services and facilities and to measure the availability, ownership and use of cars. The first NHTS was conducted in 2003 and the second survey was conducted during the period January to March 2013 in partnership with the Department of Transport.

Publication date: 12 March 2014
Periodicity:
172 pages
Format and price:



Free



Technical enquiries: isabelsc@statssa.gov.za
Orders/Subscription services: magdaj@statssa.gov.za
User information services: info@statssa.gov.za
Stats SA website: www.statssa.gov.za


03-20-01 – National Household Travel Survey – Technical Report, 2013

The technical report supports the national household travel survey and provides details about the listing and sample design process, the questionnaire and comparability with the 2003 survey.

Publication date: 12 March 2014
Periodicity:
106 pages
Format and price:



Free



ISBN: 978-0-621-42571-0
Technical enquiries: isabelsc@statssa.gov.za
Orders/Subscription services: millies@statssa.gov.za
User information services: info@statssa.gov.za
Stats SA website: www.statssa.gov.za

03-20-02 – National Household Travel Survey Provincial Western Cape

National Household Travel Survey Provincial WC.

Publication date: 31 March 2015
Periodicity:
118 pages
Format and price:



Free



ISBN: 978-0-621-43140-7
Technical enquiries: isabelsc@statssa.gov.za
Orders/Subscription services: millies@statssa.gov.za
User information services: info@statssa.gov.za
Stats SA website: www.statssa.gov.za

03-20-03 – National Household Travel Survey Provincial Eastern Cape

National Household Travel Survey Provincial EC.

Publication date: 31 March 2015
Periodicity:
130 pages
Format and price:



Free



ISBN: 978-0-621-43141-4
Technical enquiries: isabelsc@statssa.gov.za
Orders/Subscription services: millies@statssa.gov.za
User information services: info@statssa.gov.za
Stats SA website: www.statssa.gov.za

03-20-04 – National Household Travel Survey Provincial Northern Cape

National Household Travel Survey Provincial NC.

Publication date: 31 March 2015
Periodicity:
112 pages
Format and price:



Free



ISBN: 978-0-621-43142-1
Technical enquiries: isabelsc@statssa.gov.za
Orders/Subscription services: millies@statssa.gov.za
User information services: info@statssa.gov.za
Stats SA website: www.statssa.gov.za

03-20-05 – National Household Travel Survey Provincial Free State

National Household Travel Survey Provincial FS.

Publication date: 31 March 2015
Periodicity:
127 pages
Format and price:



Free



ISBN: 978-0-621-43143-8
Technical enquiries: isabelsc@statssa.gov.za
Orders/Subscription services: millies@statssa.gov.za
User information services: info@statssa.gov.za
Stats SA website: www.statssa.gov.za

03-20-06 – National Household Travel Survey Provincial KwaZulu-Natal

National Household Travel Survey Provincial KZN.

Publication date: 31 March 2015

Periodicity:

162 pages

Format and price:



Free



ISBN: 978-0-621-43144-5

Technical enquiries: isabelsc@statssa.gov.za

Orders/Subscription services: millies@statssa.gov.za

User information services: info@statssa.gov.za

Stats SA website: www.statssa.gov.za

03-20-07 – National Household Travel Survey Provincial North West

National Household Travel Survey Provincial NW.

Publication date: 31 March 2015

Periodicity:

137 pages

Format and price:



Free



ISBN: 978-0-621-43145-2

Technical enquiries: isabelsc@statssa.gov.za

Orders/Subscription services: millies@statssa.gov.za

User information services: info@statssa.gov.za

Stats SA website: www.statssa.gov.za

03-20-08 – National Household Travel Survey Provincial Mpumalanga

National Household Travel Survey Provincial Mpu.

Publication date: 31 March 2015

Periodicity:

125 pages

Format and price:



Free



ISBN: 978-0-621-43146-9

Technical enquiries: isabelsc@statssa.gov.za

Orders/Subscription services: millies@statssa.gov.za

User information services: info@statssa.gov.za

Stats SA website: www.statssa.gov.za

03-20-09 – National Household Travel Survey Provincial Limpopo

National Household Travel Survey Provincial Lim.

Publication date: 31 March 2015

Periodicity:

112 pages

Format and price:



Free



ISBN: 978-0-621-43147-6

Technical enquiries: isabelsc@statssa.gov.za

Orders/Subscription services: millies@statssa.gov.za

User information services: info@statssa.gov.za

Stats SA website: www.statssa.gov.za

03-20-10 – National Household Travel Survey Provincial Gauteng

National Household Travel Survey Provincial GT.

Publication date: 31 March 2015

Periodicity:

116 pages

Format and price:



Free



ISBN: 978-0-621-43148-3

Technical enquiries: isabelsc@statssa.gov.za

Orders/Subscription services: millies@statssa.gov.za

User information services: info@statssa.gov.za

Stats SA website: www.statssa.gov.za

03-20-11 – Measuring household expenditure on public transport: In-depth analysis of the National Household Travel Survey 2013 data – Technical report **(only available on the Web)**

Measuring household expenditure on public transport: In-depth analysis of the National Household Travel Survey 2013 data – Technical report.

Publication date: 01 December 2015

Periodicity:

91 pages

Format and price:



Free



ISBN: 978-0-621-44165-9

Technical enquiries: sollymol@statssa.gov.za

Orders/Subscription services: millies@statssa.gov.za

User information services: info@statssa.gov.za

Stats SA website: www.statssa.gov.za

03-40-02 – Crime statistics Series I (2010-2011) - Exploration of the extent and circumstances surrounding housebreaking/burglary and home robbery

Crime Statistics Series The report is the first in a series of Victims of Crime Survey (VOCS) thematic reports aimed at providing an in-depth understanding of aspects of crime and primarily focuses on home robbery and housebreaking/burglary. It provides statistical measures of trends and circumstances surrounding home robbery and housebreaking/burglary in South Africa between 2010 and 2011. It focuses on household and neighbourhood characteristics that may explain why households were victimized or suffering from repeat victimization, measures likely to be taken by victims to avoid injury during home robbery as well as precautionary measures taken by victims to protect homes and properties after the victimisation experience.

Publication date: 6 February 2014

Periodicity:

96 pages

Format and price:



Free



ISBN: 978-0-621-41564-3

Technical enquiries: isabelsc@statssa.gov.za

Orders/Subscription services: millies@statssa.gov.za

User information services: info@statssa.gov.za

Stats SA website: www.statssa.gov.za

03-40-03 – Crime statistics Series II: Public perceptions about crime prevention and the criminal justice system (CJS), 2010-2013/14

Crime statistics series II: Public perceptions about crime prevention and the criminal justice system

Publication date: 14 April 2015

Periodicity:

90 pages

Format and price:



Free



ISBN: 978-0-621-43508-5

Technical enquiries: isabelsc@statssa.gov.za

Orders/Subscription services: millies@statssa.gov.za

User information services: info@statssa.gov.za

Stats SA website: www.statssa.gov.za

P0341 – Victims of crime survey, 2014/15

Objectives of VOCS are to determine:

- *The nature, extent and patterns of crime in South Africa, from the victim's perspective*
- *Victim risk and victim proneness, so as to inform the development of crime prevention and public education programmes, and*
- *People's perceptions of services provided by the police and the courts as components of the criminal justice system.*

Publication date: 01 December 2015

Periodicity: Yearly

124 pages

Format and price:



Free



Technical enquiries: isabelsc@statssa.gov.za

Orders/Subscription services: magdaj@statssa.gov.za

User information services: info@statssa.gov.za

Stats SA website: www.statssa.gov.za

P0351 – Tourism and migration

The information in this release pertains to arrivals into and departures from RSA, of both South African residents and foreign travelers, as recorded at all national border posts. Information on migration is currently unavailable but will be published when data acquisition and processing are finalised.

Publication date: 10 February 2016

Periodicity: Monthly

29 pages

Format and price:



Free



Technical enquiries: tshwarog@statssa.gov.za

Orders/Subscription services: magdaj@statssa.gov.za

User information services: info@statssa.gov.za

Stats SA website: www.statssa.gov.za

03-51-02 – Tourism, 2014

This annual report presents data on arrivals to and departures from South Africa (SA). The report distinguishes between visits to SA by foreign travelers and foreign visits undertaken by South African residents.

Publication date: 04 August 2015

Periodicity: Annually

67 pages

Format and price:



R20,00



ISBN: 978-0-621-41568-5

Technical enquiries: tshwarog@statssa.gov.za

Orders/Subscription services: magdaj@statssa.gov.za

User information services: info@statssa.gov.za

Stats SA website: www.statssa.gov.za

03-51-03 – Documented migration, 2003

The report shows the number of documented immigrants and self-declared emigrants and the net gain/loss to the population of SA. It also contains some information on migrants, such as age, occupation and mode of travel.

Publication date: 22 March 2005


Periodicity:

98 pages

Format and price:



R50,00



ISBN: 0-621-35333-7

Technical enquiries: tshwarog@statssa.gov.za

Orders/Subscription services: magdaj@statssa.gov.za

User information services: info@statssa.gov.za

Stats SA website: www.statssa.gov.za

P0351.4 – Documented immigrants in South Africa, 2014

The release provides information on the number, nationality, types of permits and the age structure of the recipients of South Africa temporary and permanent residence permits. The data on these recipients come from the permit administrative system maintained by the Department of Home Affairs (DHA). Stats SA processes the data on permit applications that are approved during a calendar year. The results from the release contribute to information regarding the number and characteristics of documented immigrants in South Africa.

Publication date: 15 December 2015

Periodicity: Yearly

66 pages

Format and price:



Free



Technical enquiries: tshwarog@statssa.gov.za

Orders/Subscription services: magdaj@statssa.gov.za

User information services: info@statssa.gov.za

Stats SA website: www.statssa.gov.za

P0352 – Advance release of tourism statistics, February 2002 (only available on the Web)

This release covers departures and arrivals by air from the three main airports (Cape Town, Durban and Johannesburg) and other airports. The release also includes rail and road departures from the border posts that are equipped to capture arrivals and departures electronically as these occur.

Publication date: 21 May 2002

Periodicity:

21 pages

Format and price:



Free



Orders/Subscription services: magdaj@statssa.gov.za

User information services: info@statssa.gov.za

Stats SA website: www.statssa.gov.za

P0352.1 – Domestic tourism survey, 2014 (only available on the Web)

The main objectives of the DTS survey are to: Collect accurate statistics on the travel behaviour and expenditure of South African residents travelling within and outside the borders of South Africa. Determine the contribution of tourism to the South African economy. Provide information for planning, marketing, policy formulation and regulation of tourism-related activities.

Publication date: 10 September 2015

Periodicity: Annually

120 pages

Format and price:



Free



Technical enquiries: isabelsc@statssa.gov.za

Orders/Subscription services: magdaj@statssa.gov.za

User information services: info@statssa.gov.za

Stats SA website: www.statssa.gov.za

P0352.2 – Domestic tourism survey: Bi-annual report, 2015 (only available on the Web)

Domestic Tourism Survey Bi-annual report for 2013/14

Publication date: 17 December 2015

Periodicity: Annually

14 pages

Format and price:



Free



Technical enquiries: isabelsc@statssa.gov.za

Orders/Subscription services: magdaj@statssa.gov.za

User information services: info@statssa.gov.za

Stats SA website: www.statssa.gov.za

D0353.1 – Domestic trips undertaken by adult South Africans, 2013: Tourism series 1 (only available on the Web)

Domestic trips undertaken by adult South Africans, 2013: Tourism series 1.

Publication date: 30 March 2015


Periodicity:

48 pages

Format and price:



Free



Technical enquiries: lukhanyon@statssa.gov.za

Orders/Subscription services: magdaj@statssa.gov.za

User information services: info@statssa.gov.za

Stats SA website: www.statssa.gov.za

National accounts

Social accounting matrix: Constructing a social accounting matrix: Comparisons across eleven countries

This discussion document contains comparisons between the construction of a social accounting matrix across eleven countries. It aims to compare the methods and findings of the 1998 SAM for South Africa with the experiences of other countries in the compilation of their own SAM, in order to establish whether the methodologies used in other countries may be applied in the South African context.

Publication date: 28 February 2005

Periodicity:

94 pages

Format and price:



Free



Technical enquiries: riaang@statssa.gov.za
Orders/Subscription services: magdaj@statssa.gov.za
User information services: info@statssa.gov.za
Stats SA website: www.statssa.gov.za

D0403 – Social accounting matrix: Labour accounts for South Africa (only available on the Web)

The first aim of this discussion document is to investigate whether South Africa has sufficient data and the capacity to extend the development of the social accounting matrix (SAM) to include labour accounts. The second aim is to investigate whether Stats SA will be in a position to publish labour accounts sub-matrices either as an external matrix, or as part of the main structure of the next SAM.

Publication date: 31 October 2005

Periodicity: Once-off

45 pages

Format and price:



Free



Technical enquiries: riaang@statssa.gov.za
Orders/Subscription services: magdaj@statssa.gov.za
User information services: info@statssa.gov.za
Stats SA website: www.statssa.gov.za

D0403.1 – Social accounting matrix: Linking the social accounting matrix to existing government strategies for South Africa (only available on the Web)

This discussion document highlights the use of the SAM in analysing socio-economic dimensions. It looks at some of the current acts, policies and strategies that have been adopted by the South African government and also illustrates how users can be informed on the progress of these strategies by using the SAM. A broader overview of uses of the SAM within government is also given.

Publication date: 17 January 2008

Periodicity: Once-off

53 pages

Format and price:



Free



Technical enquiries: riaang@statssa.gov.za
Orders/Subscription services: magdaj@statssa.gov.za
User information services: info@statssa.gov.za
Stats SA website: www.statssa.gov.za

04-03-02 – Final social accounting matrix, 2005 (only available on the Web)

This report that contains the final social accounting matrix (SAM), constructed according to the recommendations of the 1993 System of National Accounts (1993 SNA), which Stats SA has been implementing since 1995. It is the presentation of the System of National Accounts in a matrix which elaborates the linkages between supply and use tables and institutional sector accounts.

Publication date: 01 November 2010

Periodicity:

74 pages

Format and price:



Free



ISBN: 978-0-621-39778-9
Technical enquiries: riaang@statssa.gov.za
Orders/Subscription services: millies@statssa.gov.za
User information services: info@statssa.gov.za
Stats SA website: www.statssa.gov.za

04-03-03 – Overview of the social accounting matrix, 2005 (only available on the Web)

This report that contains the final social accounting matrix (SAM), constructed according to the recommendations of the 1968 System of National Accounts (1968 SNA). It is the presentation of the System of National Accounts in a matrix which elaborates the linkages between industry and the household sector.

Publication date: 24 May 2010

Periodicity:

158 pages

Format and price:



Free



ISBN: 978-0-621-39089-6
Technical enquiries: mambreyf@statssa.gov.za
Orders/Subscription services: millies@statssa.gov.za
User information services: info@statssa.gov.za
Stats SA website: www.statssa.gov.za

D0404 – The status of the input-output tables for South Africa (only available on the Web)

National Accounts, Supply and Use tables, input output tables, I-O tables, country experiences, GDP, symmetric input output tables, transformation of supply and use tables, draft tables.

Publication date: 15 March 2012
Periodicity: Once-off
61 pages
Format and price:



Free



Technical enquiries: riaang@statssa.gov.za
Orders/Subscription services: magdaj@statssa.gov.za
User information services: info@statssa.gov.za
Stats SA website: www.statssa.gov.za

D0404.1 – Draft input-output table for South Africa, 2009

This discussion document presents the draft input-output table for South Africa.

Publication date: 18 March 2013
Periodicity: Once-off
37 pages
Format and price:



Free



Technical enquiries: riaang@statssa.gov.za
Orders/Subscription services: magdaj@statssa.gov.za
User information services: info@statssa.gov.za
Stats SA website: www.statssa.gov.za

04-04-01 – Final supply and use tables, 2005: An input-output framework

This report contains the Final Supply and Use Tables (SUT) according to the recommendations of the 1993 System of National Accounts which Stats SA has been implementing since 1995. The tables are closely linked to the estimates for the gross domestic product (GDP). This report contains the final supply and use tables (SU-tables) for 2005. In accordance with international best practice, an update of the base year has to take place regularly every five years. The 1993 SNA requires countries to compile supply and use tables (SU-tables) as they form an integral part of the 1993 SNA. According to the 1993 SNA, the annual estimates of gross value added and its components, as well as output, intermediate consumption expenditure, final consumption expenditure and GDP should all have their origin in annual SU-tables. The SU-tables are intended to include all the transactions in goods and services in an economy for a specific year, e.g. 2005, in a matrix format. They allow for close examination of the consistency of the national accounts by linking and integrating the various components within a single framework.

Publication date: 14 October 2010
Periodicity:
126 pages
Format and price:



R100,00



ISBN: 978-0-621-39736-9
Orders/Subscription services: magdaj@statssa.gov.za
User information services: info@statssa.gov.za
Stats SA website: www.statssa.gov.za

04-04-02 – Input-output tables for South Africa, 2012 (only available on the Web)

The input-output tables (I-O tables) for South Africa for the years 2010 and 2011 provide an update to the draft I-O tables for South Africa that were published in March 2013 for the 2009 reference year. An I-O table is a theoretical framework that focuses on the relationship between industries and their production and use of products. It represents the economy in a matrix form by listing the consuming industries as columns, and the supplying industries as rows.

Publication date: 30 March 2015
Periodicity: Yearly
31 pages
Format and price:



Free



ISBN: 978-0-621-42502-4
Technical enquiries: riaang@statssa.gov.za
Orders/Subscription services: millies@statssa.gov.za
User information services: info@statssa.gov.za
Stats SA website: www.statssa.gov.za

D0405 – Update water accounts for South Africa, 2000 (only available on the Web)

This document contains updated Water Accounts for South Africa constructed according to the recommendations of the United Nations. The first water accounts for South Africa (in physical terms), Report No. 04-05-01 (2000), were published in 2004. The accounts are presented as a Satellite Account to the 1993 System of National Accounts. Satellite accounts provide a framework linked to the central accounts and enable attention to be focused on a certain field or aspect of economic and social life in the context of national accounts: examples are satellite accounts for the environment, tourism, or unpaid household work.

Publication date: 05 December 2006
Periodicity: Once-off
64 pages
Format and price:



Free



Technical enquiries: riaang@statssa.gov.za
Orders/Subscription services: magdaj@statssa.gov.za
User information services: info@statssa.gov.za
Stats SA website: www.statssa.gov.za

D0405.0 – Fishery accounts for South Africa: 1990-2011 (only available on the Web)

This discussion document presents the physical fishery accounts for South Africa. This is the first document for fishery accounts compiled by Statistics South Africa.

Publication date: 04 March 2013
Periodicity: Once-off
29 pages
Format and price:



Free



Technical enquiries: riaang@statssa.gov.za
Orders/Subscription services: magdaj@statssa.gov.za
User information services: info@statssa.gov.za
Stats SA website: www.statssa.gov.za

D0405.1 – Water accounts for South Africa, 2000 (only available on the Web)

This discussion document presents the updated water accounts for South Africa based on the 2000 Supply and Use Tables. This is the fifth document for water accounts compiled by Statistics South Africa.

Publication date: 31 March 2009
Periodicity: Once-off
82 pages
Format and price:



Free



Technical enquiries: riaang@statssa.gov.za
Orders/Subscription services: magdaj@statssa.gov.za
User information services: info@statssa.gov.za
Stats SA website: www.statssa.gov.za

D0405.1.1 – Energy accounts for South Africa, 2002-2009 (only available on the Web)

Energy accounts for South Africa.

Publication date: 24 January 2012
Periodicity: Once-off
57 pages
Format and price:



Free



Technical enquiries: riaang@statssa.gov.za
Orders/Subscription services: magdaj@statssa.gov.za
User information services: info@statssa.gov.za
Stats SA website: www.statssa.gov.za

04-05-01 – Natural resource accounts – Water accounts for nineteen water management areas, 2000

This report contains the first water accounts (in physical terms) for the 19 water management areas of South Africa constructed according to the recommendations of the United Nations. It is presented as a Satellite Account to the 1993 System of National Accounts (1993 SNA), which Statistics South Africa (Stats SA) has been implementing since 1995.

Publication date: 29 January 2004
Periodicity:
86 pages
Format and price:



R50,00



ISBN: 0-621-34894-5
Orders/Subscription services: millies@statssa.gov.za
User information services: info@statssa.gov.za
Stats SA website: www.statssa.gov.za

04-05-02 – Natural resource accounts: Mineral accounts for South Africa, 1980-2001

This report gives a background on the exposition of Natural Resource Accounting together with an explanation of the methodology (techniques and method used) for the compilation of the mineral accounts (both physical and monetary accounts) for South Africa for the period 1980 to 2001.

Publication date: 18 October 2004
Periodicity:
44 pages
Format and price:



R75,00



ISBN: 0-621-34895-3
Orders/Subscription services: millies@statssa.gov.za
User information services: info@statssa.gov.za
Stats SA website: www.statssa.gov.za

04-05-07 – Tourism Satellite Account (TSA), 2012 and provisional 2013 and 2014 (only available on the Web)

Tourism Satellite Account for South Africa (TSA).

Publication date: 17 February 2016
Periodicity: Yearly
63 pages
Format and price:



Free



ISBN: 978-0-621-39808-0
Technical enquiries: riaang@statssa.gov.za
Orders/Subscription services: millies@statssa.gov.za
User information services: info@statssa.gov.za
Stats SA website: www.statssa.gov.za

D0405.2 – Mineral accounts for South Africa, 1990-2010 **(only available on the Web)**

This discussion document presents a discussion on mining as a driving force in the South African economy. Mining provide value through exports and contributes to the industrial development of South Africa. The mineral accounts can be used to derive valuable indicators for resource management and assist in assessing the sustainability for decision and policy-makers.

Publication date: 19 March 2013
Periodicity: Once-off
82 pages
Format and price:



Free



Technical enquiries: riaang@statssa.gov.za
Orders/Subscription services: magdaj@statssa.gov.za
User information services: info@statssa.gov.za
Stats SA website: www.statssa.gov.za

D0405.2.1 – Environmental economic account indicators, 2002-2009/2010 **(only available on the Web)**

This discussion document presents a discussion on the development of indicators based on environmental economic accounts. This discussion document explores the practicality of using the environmental economic accounts as a framework to develop indicators. This is in line with the United Nations Statistics Division urging countries to implement the Integrated System of Environmental and Economic Accounts (SEEA), which has been adopted as an international standard.

Publication date: 26 February 2013
Periodicity: Once-off
26 pages
Format and price:



Free



Technical enquiries: riaang@statssa.gov.za
Orders/Subscription services: magdaj@statssa.gov.za
User information services: info@statssa.gov.za
Stats SA website: www.statssa.gov.za

04-05-20 – Environmental economic accounts compendium **(only available on the Web)**

This report is a compendium presenting the updated energy, fishery, mineral accounts and indicators for South Africa. This is the first Environmental Economic Accounts Compendium report compiled by Statistics South Africa.

Publication date: 26 March 2015
Periodicity: Yearly
83 pages
Format and price:



Free



ISBN: 978-0-621-42500-0
Technical enquiries: robertp@statssa.gov.za
Orders/Subscription services: magdaj@statssa.gov.za
User information services: info@statssa.gov.za
Stats SA website: www.statssa.gov.za

D0405.3.1 – Draft information and communication technology satellite account for South Africa, 2005 **(only available on the Web)**

This discussion document presents the draft Information and Communication Technology satellite account for South Africa.

Publication date: 18 March 2013
Periodicity: Once-off
43 pages
Format and price:



Free



Technical enquiries: riaang@statssa.gov.za
Orders/Subscription services: magdaj@statssa.gov.za
User information services: info@statssa.gov.za
Stats SA website: www.statssa.gov.za

D0405.4 – Country experience in the compilation of Tourism Satellite Accounts **(only available on the Web)**

The aim of this discussion document is to investigate international country experiences (international best practices) in compiling and populating the TSA tables (i.e. data sources used, assumptions made and ratios used), as well as to make recommendations for the development and compilation of the TSA tables for South Africa.

Publication date: 15 February 2007
Periodicity: Once-off
89 pages
Format and price:



Free



Technical enquiries: riaang@statssa.gov.za
Orders/Subscription services: magdaj@statssa.gov.za
User information services: info@statssa.gov.za
Stats SA website: www.statssa.gov.za

D0405.5 – Statistics of the Tourism Satellite Account and assessment of data sources related to tourism in South Africa

The aim of this discussion document is to give an overview of the basic data requirements needed to compile a TSA, as well as to do an assessment of the data sources that are currently available in South Africa. This discussion document is also a follow-up on the discussion document Status of the tourism satellite account in South Africa (D0405.3) published on the Stats SA website (www.statssa.gov.za) in April 2005.

Publication date: 05 April 2007
Periodicity: Once-off
297 pages
Format and price:



Free



Technical enquiries: riaang@statssa.gov.za
Orders/Subscription services: magdaj@statssa.gov.za
User information services: info@statssa.gov.za
Stats SA website: www.statssa.gov.za

D0405.6 – Linking Government Strategies and the Tourism Satellite Account in South Africa (only available on the Web)

The aim of this discussion document is to show how government tourism strategies in South Africa can be complemented and informed by the use of information from the compilation of a Tourism Satellite Account for South Africa. It examines government tourism strategies in the context of the information that the Tourism Satellite Account can provide in order to monitor the impact and the progress of the policies.

Publication date: 02 October 2007
Periodicity: Once-off
57 pages
Format and price:



Free



Technical enquiries: riaang@statssa.gov.za
Orders/Subscription services: magdaj@statssa.gov.za
User information services: info@statssa.gov.za
Stats SA website: www.statssa.gov.za

D0405.7 – Draft Tourism Satellite Account for South Africa, 2005

The Tourism Satellite Account (TSA) is an accounting framework adopted by the United Nations (UN) and designed to measure goods and services associated with tourism according to international standards, concepts, classifications and definitions. This discussion document presents the first draft TSA for South Africa for the reference year 2005.

Publication date: 11 May 2009
Periodicity: Once-off
89 pages
Format and price:



Free



Technical enquiries: riaang@statssa.gov.za
Orders/Subscription services: magdaj@statssa.gov.za
User information services: info@statssa.gov.za
Stats SA website: www.statssa.gov.za

D0405.8 – Water management areas in South Africa

This discussion document presents the linkages between socio-economic profile and the 19 water management areas in South Africa. This is a first document containing the detail for South Africa.

Publication date: 06 October 2010
Periodicity: Once-off
165 pages
Format and price:



Free



Technical enquiries: riaang@statssa.gov.za
Orders/Subscription services: magdaj@statssa.gov.za
User information services: info@statssa.gov.za
Stats SA website: www.statssa.gov.za

D0406 – Compendium of industrial statistics, 2nd Edition 2012

The Compendium of Industrial Statistics is a publication about the economic progress of the industries comprising the South African manufacturing sector. It gives an insight into the national trends characterising this progress.

Publication date: 28 March 2012
Periodicity: Once-off
70 pages
Format and price:



Free



Technical enquiries: marindas@statssa.gov.za
Orders/Subscription services: magdaj@statssa.gov.za
User information services: info@statssa.gov.za
Stats SA website: www.statssa.gov.za

D0407 – The status of the Information and Communication Technology satellite account for South Africa **(only available on the Web)**

The purpose of this discussion document is to supplement the existing discussion document with the following:

- *The international best practices in ICT indicators, and to establish recommendations based on these international experiences for South Africa;*
- *The different ICT indicators used by other countries focusing in particular on educational and socio-economic ICT indicators;*
- *To explore the different available data sources within Stats SA for the compilation of specific ICT indicators;*
- *To list the current progress made in the compilation of the draft ICT satellite account for South Africa; and*
- *To examine the data gaps that still exists.*

Publication date: 13 March 2012

Periodicity: Once-off

87 pages

Format and price:



Free



Technical enquiries: riaang@statssa.gov.za
Orders/Subscription services: magdaj@statssa.gov.za
User information services: info@statssa.gov.za
Stats SA website: www.statssa.gov.za

D0407.1 – The status of the non-profit institutions satellite account for South Africa **(only available on the Web)**

This discussion document presents the current status and research into South Africa.

Publication date: 11 March 2013

Periodicity: Once-off

49 pages

Format and price:



Free



Technical enquiries: riaang@statssa.gov.za
Orders/Subscription services: magdaj@statssa.gov.za
User information services: info@statssa.gov.za
Stats SA website: www.statssa.gov.za

D0407.2 – Statistics of the non-profit sector for South Africa, 2012 **(only available on the Web)**

This discussion document presents an overview of the current financial and non-financial statistics of the non-profit sector for South Africa

Publication date: 24 February 2015

Periodicity: Once-off

36 pages

Format and price:



Free



Technical enquiries: riaang@statssa.gov.za
Orders/Subscription services: magdaj@statssa.gov.za
User information services: info@statssa.gov.za
Stats SA website: www.statssa.gov.za

04-07-01 – Information and communication technology satellite account for South Africa, 2012 **(only available on the Web)**

It provides an overview of the role that ICT plays in the South African economy and provides information on the ICT sector's contribution to the South African economy both in terms of expenditure and output.

Publication date: 31 March 2015

Periodicity: Yearly

41 pages

Format and price:



Free



ISBN: 978-0-621-42501-7
Technical enquiries: riaangr@statssa.gov.za
Orders/Subscription services: millies@statssa.gov.za
User information services: info@statssa.gov.za
Stats SA website: www.statssa.gov.za

D0407.2 – Statistics of the non-profit sector for South Africa, 2011

This discussion document presents an overview of the current financial and non-financial statistics of the non-profit sector for South Africa.

Publication date: 18 March 2014

Periodicity: Once-off

38 pages

Format and price:



Free



Technical enquiries: riaang@statssa.gov.za
Orders/Subscription services: magdaj@statssa.gov.za
User information services: info@statssa.gov.za
Stats SA website: www.statssa.gov.za

D0409 – Implementation of the System of National Accounts 2008 in South Africa **(only available on the Web)**

The document focuses on the major changes to future calculations of South Africa.

Publication date: 01 March 2012

Periodicity: Once-off

41 pages

Format and price:



Free



ISBN: 978-0-621-40707-5
Technical enquiries: marindas@statssa.gov.za
Orders/Subscription services: magdaj@statssa.gov.za
User information services: info@statssa.gov.za
Stats SA website: www.statssa.gov.za

P0441 – Gross domestic product (GDP), 3rd quarter 2015

This statistical release contains regional, annual and quarterly estimates of the Gross Domestic Product (GDP). The estimates are based on the 1993 System of National Accounts (SNA93) published by the United Nations in co-operation with other international organisations.

Publication date: 24 November 2015
Periodicity: Quarterly
18 pages
Format and price:



Free



Technical enquiries: bontleyenam@statssa.gov.za
Orders/Subscription services: magdaj@statssa.gov.za
User information services: info@statssa.gov.za
Stats SA website: www.statssa.gov.za

D0442 – Value added by industry and institutional sector, 2000: Integrated approach to the compilation of national accounts **(only available on the Web)**

The publication describes the cross-classification of national accounts aggregates such as value added according to the type of institution and the type of industrial sector. The information is based on the supply and use tables for the reference period 2000. It therefore allows for additional analysis of the estimates of value added and the components of gross domestic product for South Africa.

Publication date: 23 June 2005
Periodicity: Once-off
29 pages
Format and price:



Free



Orders/Subscription services: magdaj@statssa.gov.za
User information services: info@statssa.gov.za
Stats SA website: www.statssa.gov.za

Agriculture

P1101 – Agricultural survey, 2014

This statistical release contains results from the agricultural survey 2010 conducted in commercial agricultural sector. The release contains financial and employment information in the commercial agricultural sector.

Publication date: 30 November 2015
Periodicity: Yearly
19 pages
Format and price:



Free



Technical enquiries: edzanin@statssa.gov.za
Orders/Subscription services: magdaj@statssa.gov.za
User information services: info@statssa.gov.za
Stats SA website: www.statssa.gov.za


P1101.1 – Large scale agriculture survey, 2006

Large scale agriculture survey.

Publication date: 17 October 2007
Periodicity:
21 pages
Format and price:



Free



Technical enquiries: edzanin@statssa.gov.za
Orders/Subscription services: magdaj@statssa.gov.za
User information services: info@statssa.gov.za
Stats SA website: www.statssa.gov.za


P1102 – Census of commercial agriculture, 2007

This release contains the preliminary results of the Census of Commercial Agriculture.

Publication date: 17 February 2009
Periodicity:
25 pages
Format and price:



Free



Technical enquiries: edzanin@statssa.gov.za
Orders/Subscription services: magdaj@statssa.gov.za
User information services: info@statssa.gov.za
Stats SA website: www.statssa.gov.za

11-02-01 – Census of commercial agriculture, 2007: Financial and production statistics

This national report contains detailed results of the census of agriculture, for South Africa. It has information on the financial performance of all farmers registered for VAT, and the production performance of all farmers who responded to the census. Also see statistical release P1101 - Agricultural Census (Census of Commercial Agriculture) and the provincial reports Report No. 11-02-02 through 11-02-10 - Financial and production statistics (Census of Agriculture Provincial Statistics).

Publication date: 14 December 2010

Periodicity:

95 pages

Format and price:



R20,00



ISBN: 978-0-621-38635-6

Technical enquiries: mosesm@statssa.gov.za

Orders/Subscription services: annelineb@statssa.gov.za

User information services: info@statssa.gov.za

Stats SA website: www.statssa.gov.za

11-02-02 – Census of commercial agriculture – Production statistics for selected products: Western Cape, 2007 (only available on the Web)

This provincial report contains detailed results of the census of agriculture, for the Western Cape province. It has information on the financial performance of all farmers registered for VAT, and the production performance of all farmers who responded to the census. Also see statistical release P1101 - Agricultural Census (Census of Commercial Agriculture) and the national Report No. 11-02-01 - Financial and production statistics (Census of Commercial Agriculture).

Publication date: 14 December 2011

Periodicity:

22 pages

Format and price:



Free



ISBN: 978-0-621-40560-6

Technical enquiries: mosesm@statssa.gov.za

Orders/Subscription services: millies@statssa.gov.za

User information services: info@statssa.gov.za

Stats SA website: www.statssa.gov.za

11-02-03 – Census of commercial agriculture – Provincial statistics for selected products: Eastern Cape, 2007 (only available on the Web)

This provincial report contains detailed results of the census of agriculture, for the Eastern Cape province. It has information on the financial performance of all farmers registered for VAT, and the production performance of all farmers who responded to the census. Also see statistical release P1101 - Agricultural Census (Census of Commercial Agriculture) and the national Report No. 11-02-01 - Financial and production statistics (Census of Commercial Agriculture).

Publication date: 14 December 2011

Periodicity:

20 pages

Format and price:



Free



ISBN: 978-0-621-40552-1

Technical enquiries: mosesm@statssa.gov.za

Orders/Subscription services: millies@statssa.gov.za

User information services: info@statssa.gov.za

Stats SA website: www.statssa.gov.za

11-02-04 – Census of commercial agriculture – Provincial statistics for selected products: Northern Cape, 2007 (only available on the Web)

This provincial report contains detailed results of the census of agriculture, for the Northern Cape province. It has information on the financial performance of all farmers registered for VAT, and the production performance of all farmers who responded to the census. Also see statistical release P1101 - Agricultural Census (Census of Commercial Agriculture) and the national Report No. 11-02-01 - Financial and production statistics (Census of Commercial Agriculture).

Publication date: 14 December 2011

Periodicity:

pages

Format and price:



Free



ISBN: 978-0-621-38635-6

Technical enquiries: mosesm@statssa.gov.za

Orders/Subscription services: millies@statssa.gov.za

User information services: info@statssa.gov.za

Stats SA website: www.statssa.gov.za

11-02-05 – Census of commercial agriculture – Provincial statistics for selected products: Free State, 2007 (only available on the Web)

This provincial report contains detailed results of the census of agriculture, for the Free State province. It has information on the financial performance of all farmers registered for VAT, and the production performance of all farmers who responded to the census. Also see statistical release P1101 - Agricultural Census (Census of Commercial Agriculture) and the national Report No. 11-02-01 - Financial and production statistics (Census of Commercial Agriculture).

Publication date: 14 December 2011

Periodicity:

23 pages

Format and price:



Free



ISBN: 978-0-621-40553-8

Technical enquiries: mosesm@statssa.gov.za

Orders/Subscription services: millies@statssa.gov.za

User information services: info@statssa.gov.za

Stats SA website: www.statssa.gov.za

11-02-06 – Census of commercial agriculture – Provincial statistics for selected products: KwaZulu-Natal, 2007
(only available on the Web)

This provincial report contains detailed results of the census of agriculture, for the KwaZulu-Natal province. It has information on the financial performance of all farmers registered for VAT, and the production performance of all farmers who responded to the census. Also see statistical release P1101 - Agricultural Census (Census of Commercial Agriculture) and the national Report No. 11-02-01 - Financial and production statistics (Census of Commercial Agriculture).

Publication date: 14 December 2011

Periodicity:

20 pages

Format and price:



Free



ISBN: 978-0-621-40555-2

Technical enquiries: mosesm@statssa.gov.za

Orders/Subscription services: millies@statssa.gov.za

User information services: info@statssa.gov.za

Stats SA website: www.statssa.gov.za

11-02-07 – Census of commercial agriculture – Provincial statistics for selected products: North West, 2007
(only available on the Web)

This provincial report contains detailed results of the census of agriculture, for the North West province. It has information on the financial performance of all farmers registered for VAT, and the production performance of all farmers who responded to the census. Also see statistical release P1101 - Agricultural Census (Census of Commercial Agriculture) and the national Report No. 11-02-01 - Financial and production statistics (Census of Commercial Agriculture).

Publication date: 14 December 2011

Periodicity:

14 pages

Format and price:



Free



ISBN: 978-0-621-40558-3

Technical enquiries: mosesm@statssa.gov.za

Orders/Subscription services: millies@statssa.gov.za

User information services: info@statssa.gov.za

Stats SA website: www.statssa.gov.za

11-02-08 – Census of commercial agriculture – Provincial statistics for selected products: Gauteng, 2007
(only available on the Web)

This provincial report contains detailed results of the census of agriculture, for the Gauteng province. It has information on the financial performance of all farmers registered for VAT, and the production performance of all farmers who responded to the census. Also see statistical release P1101 - Agricultural Census (Census of Commercial Agriculture) and the national Report No. 11-02-01 - Financial and production statistics (Census of Commercial Agriculture).

Publication date: 14 December 2011

Periodicity:

14 pages

Format and price:



Free



ISBN: 978-0-621-40554-5

Technical enquiries: mosesm@statssa.gov.za

Orders/Subscription services: millies@statssa.gov.za

User information services: info@statssa.gov.za

Stats SA website: www.statssa.gov.za

11-02-09 – Census of commercial agriculture – Provincial statistics for selected products: Mpumalanga, 2007
(only available on the Web)

This provincial report contains detailed results of the census of agriculture, for the Mpumalanga province. It has information on the financial performance of all farmers registered for VAT, and the production performance of all farmers who responded to the census. Also see statistical release P1101 - Agricultural Census (Census of Commercial Agriculture) and the national Report No. 11-02-01 - Financial and production statistics (Census of Commercial Agriculture).

Publication date: 14 December 2011

Periodicity:

16 pages

Format and price:



Free



ISBN: 978-0-621-40557-6

Technical enquiries: mosesm@statssa.gov.za

Orders/Subscription services: millies@statssa.gov.za

User information services: info@statssa.gov.za

Stats SA website: www.statssa.gov.za

11-02-10 – Census of commercial agriculture – Provincial statistics for selected products: Limpopo, 2007
(only available on the Web)

This provincial report contains detailed results of the census of agriculture, for the Limpopo. It has information on the financial performance of all farmers registered for VAT, and the production performance of all farmers who responded to the census. Also see statistical release P1101 - Agricultural Census (Census of Commercial Agriculture) and the national Report No. 11-02-01 - Financial and production statistics (Census of Commercial Agriculture).

Publication date: 14 December 2011

Periodicity:

16 pages

Format and price:



Free



ISBN: 978-0-621-40556-9

Technical enquiries: mosesm@statssa.gov.za

Orders/Subscription services: millies@statssa.gov.za

User information services: info@statssa.gov.za

Stats SA website: www.statssa.gov.za

Mining

P2001 – The mining industry, 2009

This statistical release contains results from the Mining Large Sample Survey on financial and employment information in the mining industry.

Publication date: 09 December 2010
Periodicity:
23 pages
Format and price:



Free



Technical enquiries: thabomak@statssa.gov.za
Orders/Subscription services: magdaj@statssa.gov.za
User information services: info@statssa.gov.za
Stats SA website: www.statssa.gov.za

20-01-02 – Mining industry report, 2012

This statistical report contains financial, employment information and provides details of sales, services and purchases by type of mining and province and communication technology usage results from the 2012 census of the mining industry.

Publication date: 29 September 2014
Periodicity:
29 pages
Format and price:



R20,00



ISBN: 978-0-621-42994-7
Technical enquiries: thabomak@statssa.gov.za
Orders/Subscription services: annelineb@statssa.gov.za
User information services: info@statssa.gov.za
Stats SA website: www.statssa.gov.za

P2041 – Mining: Production and sales

This statistical release contains detailed information regarding indices of the physical volume of mining production and the total value of mineral sales according to mining divisions and mineral groups on a monthly basis.

Publication date: 11 February 2016
Periodicity: Monthly
14 pages
Format and price:



Free



Technical enquiries: juan-pierret@statssa.gov.za
Orders/Subscription services: magdaj@statssa.gov.za
User information services: info@statssa.gov.za
Stats SA website: www.statssa.gov.za

Manufacturing

P3002 – Manufacturing industry, 2013

The results presented in this publication have been derived from the manufacturing large sample survey. This is a periodic survey, which measures economic activity in the manufacturing industry of the South African economy. This survey is based on a sample of private and public enterprises operating in the manufacturing industry. This survey covers the following income tax registered private and public enterprises that are mainly engaged in manufacturing: Food products and beverages; Textiles, clothing, leather and footwear; Wood and wood products, paper, publishing and printing; Petroleum, chemical products, rubber and plastic products; Glass and non-metallic mineral products; Basic iron and steel, non-ferrous metal products, metal products and machinery; Electrical machinery and apparatus; Radio, television and communication apparatus and professional equipment; Motor vehicles, parts and accessories and other transport equipment; Furniture and other manufacturing divisions.

Publication date: 30 November 2015
Periodicity: 3 Yearly
21 pages
Format and price:



Free



Technical enquiries: vincentp@statssa.gov.za
Orders/Subscription services: magdaj@statssa.gov.za
User information services: info@statssa.gov.za
Stats SA website: www.statssa.gov.za

30-02-02 – Manufacturing industry, 2005

This publication updates Statistical Release P3002 - Manufacturing Industry 2005. The financial information has been revised following the reclassification of some enterprises and is published at a 3 digit SIC level. Further financial tables have been added (opening inventory, closing inventory, details of sales and purchases, concentration ratios).

Publication date: 09 October 2008
Periodicity:
181 pages
Format and price:



R40,00



ISBN: 978-0-621-37557-2
Technical enquiries: vincentp@statssa.gov.za
Orders/Subscription services: annelineb@statssa.gov.za
User information services: info@statssa.gov.za
Stats SA website: www.statssa.gov.za

30-02-03 – Manufacturing industry - financial detail, 2011

Manufacturing industry financial detail 2008.

Publication date: 26 November 2013

Periodicity:

107 pages

Format and price:



R40,00



ISBN: 978-0-621-41569-8

Technical enquiries: vincentp@statssa.gov.za

Orders/Subscription services: annelineb@statssa.gov.za

User information services: info@statssa.gov.za

Stats SA website: www.statssa.gov.za

P3041.2 – Manufacturing: Production and sales

This statistical release contains information regarding indices of the physical volume of manufacturing production and the total value of sales of manufactured products, according to manufacturing divisions on a monthly basis.

Publication date: 11 February 2016

Periodicity: Monthly

23 pages

Format and price:



Free



Technical enquiries: juan-pierret@statssa.gov.za

Orders/Subscription services: magdaj@statssa.gov.za

User information services: info@statssa.gov.za

Stats SA website: www.statssa.gov.za

P3041.3 – Manufacturing Statistics: Indices of the physical volume of manufacturing production:

Base 2000 = 100 - January 1990 to November 2002

This statistical release contains historical information regarding the indices of the physical volume of manufacturing production, according to manufacturing divisions and major groups on a monthly basis, after re-basing.

Publication date: 10 February 2003

Periodicity:

68 pages

Format and price:



Free



Orders/Subscription services: magdaj@statssa.gov.za

User information services: info@statssa.gov.za

Stats SA website: www.statssa.gov.za

P3043 – Manufacturing: Utilisation of production capacity by large enterprises

This statistical release contains historical information regarding utilisation of production capacity, total under-utilisation and reasons for under-utilisation according to manufacturing divisions on a quarterly basis.

Publication date: 04 February 2016

Periodicity: Quarterly

24 pages

Format and price:



Free



Technical enquiries: nicolaic@statssa.gov.za

Orders/Subscription services: magdaj@statssa.gov.za

User information services: info@statssa.gov.za

Stats SA website: www.statssa.gov.za

P3051.1 – Manufacturing statistics: Products manufactured: Food and beverages

This statistical release contains details of food products and beverages manufactured by manufacturing establishments in the Republic of South Africa.

Publication date: 11 March 2004

Periodicity: Quarterly

26 pages

Format and price:



Free



Orders/Subscription services: magdaj@statssa.gov.za

User information services: info@statssa.gov.za

Stats SA website: www.statssa.gov.za

P3051.2 – Manufacturing statistics: Products manufactured: textiles, clothing, leather and leather products, footwear, wood and wood products, furniture, paper and paper products and printing

This statistical release contains details of textiles, clothing, leather and leather products, wood and wood products, furniture, paper and paper products and printing manufactured by manufacturing establishments in the Republic of South Africa.

Publication date: 08 April 2004

Periodicity: Quarterly

27 pages

Format and price:



Free



Orders/Subscription services: magdaj@statssa.gov.za

User information services: info@statssa.gov.za

Stats SA website: www.statssa.gov.za

P3051.3 – Manufacturing statistics: Products manufactured: chemical, petroleum, rubber, plastic and non-metallic mineral products

This statistical release contains details of chemical, petroleum, rubber, plastic and non-metallic mineral products manufactured by manufacturing establishments in the Republic of South Africa.

Publication date: 06 May 2004

Periodicity: Quarterly

25 pages

Format and price:



Free



Orders/Subscription services: magdaj@statssa.gov.za

User information services: info@statssa.gov.za

Stats SA website: www.statssa.gov.za

P3051.4 – Manufacturing statistics: Products manufactured: basic metal and fabricated metal products, machinery and equipment, motor vehicles and parts and miscellaneous products

This statistical release contains details of basic metal and fabricated metal products, machinery and equipment, motor vehicles and parts and miscellaneous products manufactured by manufacturing establishments in the Republic of South Africa.

Publication date: 05 February 2004

Periodicity: Quarterly

17 pages

Format and price:



Free



Orders/Subscription services: magdaj@statssa.gov.za

User information services: info@statssa.gov.za

Stats SA website: www.statssa.gov.za

Electricity

P4001 – Electricity, gas & water supply

This statistical release contains results from the 2013 Large Sample Survey on financial and employment information in the electricity, gas and water supply industry.

Publication date: 26 November 2014


Periodicity: Periodic

15 pages

Format and price:



Free



Orders/Subscription services: magdaj@statssa.gov.za

User information services: info@statssa.gov.za

Stats SA website: www.statssa.gov.za

P4141 – Electricity generated and available for distribution

This statistical release contains information regarding the number of electricity units produced and consumed in South Africa, the number of units purchased and sold outside South Africa and the number of units distributed by Eskom according to province on a monthly basis.

Publication date: 04 February 2016

Periodicity: Monthly

11 pages

Format and price:



Free



Technical enquiries: tsholofelod@statssa.gov.za

Orders/Subscription services: magdaj@statssa.gov.za

User information services: info@statssa.gov.za

Stats SA website: www.statssa.gov.za

41-01-02 – Electricity, gas and water supply industry, 2013

This statistical report contains results from the 2010 Large Sample Survey on information and communication technology (ICT), financial information, employment information, details of services rendered, details of sales of goods, details of purchases and volume indicators in the electricity, gas and water supply industry.

Publication date: 05 October 2015

Periodicity: 3 Yearly

36 pages

Format and price:



R20,00



ISBN: 978-0-621-40806-5

Technical enquiries: katumetsots@statssa.gov.za

Orders/Subscription services: annelineb@statssa.gov.za

User information services: info@statssa.gov.za

Stats SA website: www.statssa.gov.za

Construction

P5001 – The construction industry, 2004

This statistical release contains results from the Construction Services Large Sample Survey on financial and employment information in the construction industry.

Publication date: 01 December 2005

Periodicity:

27 pages

Format and price:



Free



Orders/Subscription services: magdaj@statssa.gov.za

User information services: info@statssa.gov.za

Stats SA website: www.statssa.gov.za

P5002 – The Construction Industry, 2014

This statistical release contains financial results from the Large Sample Survey of the construction industry.

Publication date: 30 November 2015

Periodicity: 3 Yearly

26 pages

Format and price:



Free



Technical enquiries: tshepop@statssa.gov.za

Orders/Subscription services: magdaj@statssa.gov.za

User information services: info@statssa.gov.za

Stats SA website: www.statssa.gov.za

50-02-01 – Construction industry, 2011

This publication updates Statistical Release P5002.

Publication date: 03 July 2013

Periodicity:

42 pages

Format and price:



R20,00



ISBN: 978-0-621-41509-4

Technical enquiries: katumetsots@statssa.gov.za

Orders/Subscription services: annelineb@statssa.gov.za

User information services: info@statssa.gov.za

Stats SA website: www.statssa.gov.za

50-11-01 – Building Statistics, 2013

This report contains monthly and annual building statistics, based on sample surveys of building activities financed by the private sector as reported by local government institutions.

Publication date: 26 August 2015

Periodicity: Yearly

166 pages

Format and price:



R100,00



ISBN: 978-0-621-42090-6

Technical enquiries: nicolaic@statssa.gov.za

Orders/Subscription services: annelineb@statssa.gov.za

User information services: info@statssa.gov.za

Stats SA website: www.statssa.gov.za

P5041.1 – Selected building statistics of the private sector as reported by local government institutions

This statistical release contains information derived from the building statistics survey covering a sample of local government institutions involved in the approval of building plans and in the final inspection of buildings completed for the private sector.

Publication date: 18 February 2016

Periodicity: Monthly

43 pages

Format and price:



Free



Technical enquiries: suzziem@statssa.gov.za

Orders/Subscription services: magdaj@statssa.gov.za

User information services: info@statssa.gov.za

Stats SA website: www.statssa.gov.za

P5041.3 – Selected building statistics of the private sector as reported by local government institutions

This statistical release contains information derived from the building statistics survey covering a sample of local government institutions involved in the approval of building plans and in the final inspection of buildings completed for the private sector.

Publication date: 24 June 2015


Periodicity: Yearly

232 pages

Format and price:



Free



Technical enquiries: nicolaic@statssa.gov.za

Orders/Subscription services: magdaj@statssa.gov.za

User information services: info@statssa.gov.za

Stats SA website: www.statssa.gov.za

Commerce

P6101 – Wholesale trade industry

The results presented in this publication have been derived from the wholesale trade large sample survey. This is a periodic survey, which measures economic activity in the wholesale trade industry of the South African economy. The survey is based on a sample of income tax registered private and public enterprises operating in the wholesale trade industry. Results of the survey are used within Stats SA for compiling South Africa's National Accounts, e.g. the Gross Domestic Product (GDP) and gross fixed capital formation. These statistics are also used by the private sector in analyses of comparative business and industry performance.

Publication date: 19 November 2013

Periodicity:

25 pages

Format and price:



Free



Technical enquiries: vincentp@statssa.gov.za
Orders/Subscription services: magdaj@statssa.gov.za
User information services: info@statssa.gov.za
Stats SA website: www.statssa.gov.za

61-01-01 – Wholesale trade industry, 2012

The Statistical Report No. 61-01-01 Wholesale trade industry 2012 updates the statistical release P6101 Wholesale trade industry 2012 and adds the details of information and communication technology, details of sales, concentration ratios, details of employment and details of purchases.

Publication date: 29 September 2014

Periodicity:

54 pages

Format and price:



R40,00



ISBN: 978-0-621-42790-5
Technical enquiries: katumetsots@statssa.gov.za
Orders/Subscription services: annelineb@statssa.gov.za
User information services: info@statssa.gov.za
Stats SA website: www.statssa.gov.za

P6141.2 – Wholesale trade sales

This statistical release contains results of the monthly survey regarding wholesale trade sales. Wholesale trade sales exclude Value Added Tax (VAT). The statistics include actual and seasonally adjusted values of wholesale trade sales according to type of wholesaler at current as well as at constant prices.

Publication date: 18 February 2016

Periodicity: Monthly

13 pages

Format and price:



Free



Technical enquiries: nthabisengs@statssa.gov.za
Orders/Subscription services: magdaj@statssa.gov.za
User information services: info@statssa.gov.za
Stats SA website: www.statssa.gov.za

P6201 – Retail trade industry

This statistical release contains results from the Retail Trade Large Sample Survey on financial and employment information in the Retail Trade Industry. This is a periodic survey, which measures economic activity in the retail trade industry of the South African economy. The survey is based on a sample of income tax registered private and public enterprises operating in the retail trade industry. Results of the survey are used within Stats SA for compiling South Africa's National Accounts, e.g. the Gross Domestic Product (GDP) and gross fixed capital formation. These statistics are also used by the private sector in analyses of comparative business and industry performance.

Publication date: 19 November 2013

Periodicity:

26 pages

Format and price:



Free



Technical enquiries: katumetsot@statssa.gov.za
Orders/Subscription services: magdaj@statssa.gov.za
User information services: info@statssa.gov.za
Stats SA website: www.statssa.gov.za

62-01-02 – Retail trade industry, 2012

This publication updates Statistical Release P6201 - Retail Trade Industry 2005 and adds the details of value of sales per commodity. The financial information has been revised following the reclassification of some enterprises. Further financial tables have been added (opening inventory, closing inventory, details of sales and purchases, assets and liabilities).

Publication date: 29 September 2014

Periodicity:

53 pages

Format and price:



R40,00



ISBN: 978-0-621-42791-2
Technical enquiries: vincentp@statssa.gov.za
Orders/Subscription services: annelineb@statssa.gov.za
User information services: info@statssa.gov.za
Stats SA website: www.statssa.gov.za

P6242.1 – Retail trade sales

The statistical release contains information regarding actual values of retail trade sales (including Value Added Tax (VAT)) according to type of business.

Publication date: 17 February 2016
Periodicity: Monthly
15 pages
Format and price:



Free



Technical enquiries: keshneeg@statssa.gov.za
Orders/Subscription services: magdaj@statssa.gov.za
User information services: info@statssa.gov.za
Stats SA website: www.statssa.gov.za

P6301 – The motor trade industry

This statistical release contains results from the Large Sample Survey of Motor Trade on financial and employment information of the motor trade industry.

Publication date: 19 November 2013
Periodicity:
26 pages
Format and price:



Free



Technical enquiries: tshepop@statssa.gov.za
Orders/Subscription services: magdaj@statssa.gov.za
User information services: info@statssa.gov.za
Stats SA website: www.statssa.gov.za

63-01-02 – Motor Trade Industry, 2012

This publication presents estimates in respect of the 2006 motor trade large sample survey (LSS). The 2006 motor trade LSS collected data from a sample of 2 149 enterprises drawn from a sampling frame of 18 167 which were operating between 1 July 2005 and 30 June 2006. The sample was stratified in such a way that all large enterprises (those with turnover equal to or greater than R39 million) were included. The data for the number of employees were provided for the last pay period ended on or before 30 June 2006. Data were collected at the 4-digit SIC level of classification of enterprises (except for SIC 6312 that was collected at 5-digit SIC level).

Publication date: 29 September 2014
Periodicity:
44 pages
Format and price:



R20,00



ISBN: 978-0-621-42890-2
Technical enquiries: tshepop@statssa.gov.za
Orders/Subscription services: annelineb@statssa.gov.za
User information services: info@statssa.gov.za
Stats SA website: www.statssa.gov.za

P6343.2 – Motor trade sales

This statistical release contains results of the monthly survey of retail trade in motor vehicles and accessories. The survey is designed to obtain information regarding income from the sales of new and used vehicles, workshop income, other trading income and the number of new and used vehicles sold.

Publication date: 18 February 2016
Periodicity: Monthly
11 pages
Format and price:



Free



Technical enquiries: peterm@statssa.gov.za
Orders/Subscription services: magdaj@statssa.gov.za
User information services: info@statssa.gov.za
Stats SA website: www.statssa.gov.za

P6410 – Tourist accommodation

This statistical release contains results from the Tourist Accommodation Survey.

Publication date: 25 January 2016
Periodicity: Monthly
12 pages
Format and price:



Free



Technical enquiries: alarics@statssa.gov.za
Orders/Subscription services: magdaj@statssa.gov.za
User information services: info@statssa.gov.za
Stats SA website: www.statssa.gov.za

P6411 – Accommodation industry

This statistical release contains results from the Accommodation Large Sample Survey on financial, employment, stay units and beds available information in the accommodation industry.

Publication date: 19 November 2013
Periodicity:
18 pages
Format and price:



Free



Technical enquiries: tshepop@statssa.gov.za
Orders/Subscription services: magdaj@statssa.gov.za
User information services: info@statssa.gov.za
Stats SA website: www.statssa.gov.za

64-11-01 – Accommodation industry, 2012

This statistical report contains financial and provide details of sales, services and purchases, stay units and beds sold, facilities and other guest amenities and information and communication technology usage results from the 2012 Large Sample Survey of the accommodation industry.

Publication date: 29 September 2014

Periodicity:

35 pages

Format and price:



R20,00



ISBN: 978-0-621-41509-4

Technical enquiries: katumetsot@statssa.gov.za

Orders/Subscription services: annelineb@statssa.gov.za

User information services: info@statssa.gov.za

Stats SA website: www.statssa.gov.za

P6420 – Food and beverages

This release contains results of the monthly Food and Beverages survey. This survey covers a sample of public and private enterprises involved in the production of meals and drinks for immediate consumption, in South Africa. For example, restaurants, take-aways, coffee-shops, caterers and bars are included in this category.

Publication date: 25 January 2016

Periodicity: Monthly

11 pages

Format and price:



Free



Technical enquiries: Kgomotsoma@statssa.gov.za

Orders/Subscription services: magdaj@statssa.gov.za

User information services: info@statssa.gov.za

Stats SA website: www.statssa.gov.za

64-20-01 – Food and beverages industry, 2012

The Statistical Report No. 64-20-01 (2012) Food and beverages industry 2012 updates the statistical release P6421 Food and beverages industry 2012 and adds the details of information and communication technology, details of sales, concentration ratios, details of employment and details of purchases.

Publication date: 29 September 2014

Periodicity:

35 pages

Format and price:



R20,00



ISBN: 978-0-621-42777-6

Technical enquiries: katumetsot@statssa.gov.za

Orders/Subscription services: annelineb@statssa.gov.za

User information services: info@statssa.gov.za

Stats SA website: www.statssa.gov.za

P6421 – Food and beverages industry

This statistical release contains results from the food and beverages Large Sample Survey on financial and employment information in the food and beverages.

Publication date: 19 November 2013

Periodicity:

21 pages

Format and price:



Free



Technical enquiries: sandisilej@statssa.gov.za

Orders/Subscription services: magdaj@statssa.gov.za

User information services: info@statssa.gov.za

Stats SA website: www.statssa.gov.za

P6441 – Hotels: Trading statistics

This statistical release contains information based on the monthly Survey of Trading Statistics of Hotels. The survey is designed to obtain information regarding room income, income from catering; income from bar-sales, income from off sales, other income (sundries), number of rooms available, number of room nights sold, number of beds available and number of bed nights sold.

Publication date: 08 April 2004

Periodicity:

37 pages

Format and price:



Free



Orders/Subscription services: magdaj@statssa.gov.za

User information services: info@statssa.gov.za

Stats SA website: www.statssa.gov.za

P7000 – Transport, post and telecommunication industry, 2013

This statistical release contains results from the 2010 Transport Large Sample Survey and the 2010 Post and Telecommunication Large Sample Survey on financial and employment information in the transport, post and telecommunication industry.

Publication date: 27 November 2014

Periodicity: Periodic

17 pages

Format and price:



Free



Technical enquiries: vincentp@statssa.gov.za
 Orders/Subscription services: magdaj@statssa.gov.za
 User information services: info@statssa.gov.za
 Stats SA website: www.statssa.gov.za

P7101 – The transport industry

This statistical release contains results from the 2002 Large Sample Survey of Transport on financial, employment and freight information of the transport industry.

Publication date: 01 December 2004

Periodicity:

11 pages

Format and price:



Free



Technical enquiries: vincentp@statssa.gov.za
 Orders/Subscription services: magdaj@statssa.gov.za
 User information services: info@statssa.gov.za
 Stats SA website: www.statssa.gov.za

71-02-01 – Transport and storage industry

This publication updates Statistical Release P7000.

Publication date: 05 October 2015

Periodicity: 3 Yearly

38 pages

Format and price:



R20,00



ISBN: 978-0-621-40850-8
 Technical enquiries: tshepop@statssa.gov.za
 Orders/Subscription services: annelineb@statssa.gov.za
 User information services: info@statssa.gov.za
 Stats SA website: www.statssa.gov.za

P7142 – Land freight transport

This statistical release contains information collected from a sample of private sector enterprises (firms) primarily engaged in the conveyance of goods for remuneration, and Transnet Ltd.

Publication date: 04 March 2004

Periodicity:

17 pages

Format and price:



Free



Orders/Subscription services: magdaj@statssa.gov.za
 User information services: info@statssa.gov.za
 Stats SA website: www.statssa.gov.za

P7143 – Public road transport (private sector institutions) of passengers and goods: Financial statistics

This statistical release contains financial information from a sample of enterprises in the public road transport industry.

Publication date: 03 April 2002

Periodicity:

18 pages

Format and price:



Free



Orders/Subscription services: magdaj@statssa.gov.za
 User information services: info@statssa.gov.za
 Stats SA website: www.statssa.gov.za

P7162 – Land transport survey

This release contains results of the monthly survey of land transport which covers both rail and road transportation of both passengers and freight. This survey is designed to obtain information regarding total payload transported (tonnage), income of commodities transported and the gross income from freight transportation. For passenger transportation, information is collected on the number of passengers and the gross income from passenger transportation.

Publication date: 25 January 2016


Periodicity: Monthly

11 pages

Format and price:



Free



Technical enquiries: hochunc@statssa.gov.za
 Orders/Subscription services: magdaj@statssa.gov.za
 User information services: info@statssa.gov.za
 Stats SA website: www.statssa.gov.za

P7501 – The post and telecommunication industry

This statistical release contains results from the 2002 Large Sample Survey of Post and Telecommunication on financial and employment information of the post and telecommunication industry.

Publication date: 01 December 2004

Periodicity:

11 pages

Format and price:



Free



Orders/Subscription services: magdaj@statssa.gov.za

User information services: info@statssa.gov.za

Stats SA website: www.statssa.gov.za

75-01-01 – Post and telecommunications industry, 2013

This publication updates Statistical Release P7000 Transport, post and telecommunications industry, 2010, and adds the information and communication technology usage, the details of services rendered, the details of sales of goods and the details of purchases.

Publication date: 05 October 2015

Periodicity: 3 Yearly

24 pages

Format and price:



R20,00



ISBN: 978-0-621-40739-6

Technical enquiries: itumelengmos@statssa.gov.za

Orders/Subscription services: annelineb@statssa.gov.za

User information services: info@statssa.gov.za

Stats SA website: www.statssa.gov.za

Fixed property and business services

P8004 – Real estate, activities auxiliary to financial intermediation and business services industry, 2010

This statistical release contains results from the 2010 Real estate, activities auxiliary to financial intermediation and business services Large Sample Survey on financial and employment information in the Real estate, activities auxiliary to financial intermediation and business services.

Publication date: 30 November 2011

Periodicity:

22 pages

Format and price:



Free



Technical enquiries: khatumetsots@statssa.gov.za

Orders/Subscription services: magdaj@statssa.gov.za

User information services: info@statssa.gov.za

Stats SA website: www.statssa.gov.za

80-04-01 – Real estate and business services industry, 2006

This publication updates Statistical Release P8004.

Publication date: 18 August 2009

Periodicity:

58 pages

Format and price:



R20,00



ISBN: 978-0-621-38502-1

Technical enquiries: khatumetsots@statssa.gov.za

Orders/Subscription services: annelineb@statssa.gov.za

User information services: info@statssa.gov.za

Stats SA website: www.statssa.gov.za

80-04-02 – Real estate, activities auxiliary to financial intermediation and business services industry, 2010

This publication updates Statistical Release P8004.

Publication date: 28 August 2012

Periodicity:

60 pages

Format and price:



R20,00



ISBN: 978-0-621-40868-3

Technical enquiries: khatumetsots@statssa.gov.za

Orders/Subscription services: annelineb@statssa.gov.za

User information services: info@statssa.gov.za

Stats SA website: www.statssa.gov.za

Public finance

P9001 – Personal Services Industry

This statistical release contains results from the 2004 Personal Services Large Sample Survey on financial and employment information in the personal services.

Publication date: 10 December 2009

Periodicity:

24 pages

Format and price:



Free



Technical enquiries: katumetsots@statssa.gov.za
Orders/Subscription services: magdaj@statssa.gov.za
User information services: info@statssa.gov.za
Stats SA website: www.statssa.gov.za

90-01-01 – Personal services industry, 2008

The Statistical Report No. 90-01-01 Personal services industry 2008 updates the release P9001 Personal services industry 2008, primarily by adding the details of the services rendered and purchases provided.

Publication date: 16 August 2010

Periodicity:

49 pages

Format and price:



R20,00



ISBN: 978-0-621-39199-2
Technical enquiries: katumetsots@statssa.gov.za
Orders/Subscription services: annelineb@statssa.gov.za
User information services: info@statssa.gov.za
Stats SA website: www.statssa.gov.za

P9101 – Capital expenditure by the public sector for 2014

Capital expenditure by the public sector indicates the distribution of capital expenditure by type of institution for new construction works, machinery, equipment and furniture, land and existing buildings and other fixed assets which include intangible, heritage and cultivated assets.

Publication date: 29 July 2015

Periodicity: Yearly

23 pages

Format and price:



Free



Technical enquiries: simonkg@statssa.gov.za
Orders/Subscription services: magdaj@statssa.gov.za
User information services: info@statssa.gov.za
Stats SA website: www.statssa.gov.za

P9102 – Financial statistics of extra-budgetary accounts and funds 2013/2014

This statistical release provides financial statistics of cash transactions of national and provincial extrabudgetary accounts and funds. Cash payments for operating activities and purchases of non-financial assets were classified economically and functionally.

Publication date: 18 August 2015

Periodicity: 2 Yearly

41 pages

Format and price:



Free



Technical enquiries: elizabethma@statssa.gov.za
Orders/Subscription services: magdaj@statssa.gov.za
User information services: info@statssa.gov.za
Stats SA website: www.statssa.gov.za

P9103 – Financial statistics of universities, universities of technology and technikons, 2005

This statistical release provides expenditure information of universities and technikons.

Publication date: 14 September 2005

Periodicity:

13 pages

Format and price:



Free



Technical enquiries: elizabethma@statssa.gov.za
Orders/Subscription services: magdaj@statssa.gov.za
User information services: info@statssa.gov.za
Stats SA website: www.statssa.gov.za

P9103.1 – Financial statistics of higher education institutions, 2014

This statistical release provides financial statistics of cash transactions of higher education institutions. Cash payments for operating activities and purchases of non-financial assets were classified economically and functionally.

Publication date: 15 October 2015

Periodicity: Yearly

18 pages

Format and price:



Free



Technical enquiries: elizabethma@statssa.gov.za
Orders/Subscription services: magdaj@statssa.gov.za
User information services: info@statssa.gov.za
Stats SA website: www.statssa.gov.za

P9110 – Quarterly financial statistics of municipalities

The quarterly Financial Statistics of municipalities is a quarterly survey that covers the entire local, district and metropolitan municipalities in South Africa. The results are used to estimate Gross Domestic Product (GDP) and its components as well as to assist the public sector with policy formulation and the analysis of local government finances.

Publication date: 10 December 2015

Periodicity: Quarterly

18 pages

Format and price:



Free



Technical enquiries: malibongwem@statssa.gov.za
Orders/Subscription services: magdaj@statssa.gov.za
User information services: info@statssa.gov.za
Stats SA website: www.statssa.gov.za

P9114 – Financial census of municipalities for the year ended 30 June 2014

Consolidated information of all municipalities in South Africa in respect of the balance sheet; acquisition of fixed assets; income and expenditure of special funds and accounts; and income statement and appropriations of rates and general services as well as of housing and trading services is provided in this report.

Publication date: 15 June 2015

Periodicity: Yearly

38 pages

Format and price:



Free



Technical enquiries: malibongwem@statssa.gov.za
Orders/Subscription services: magdaj@statssa.gov.za
User information services: info@statssa.gov.za
Stats SA website: www.statssa.gov.za

P9115 – Non-financial census of municipalities for the year ended June 2014

This publication provides baseline non-financial information from municipalities.

Publication date: 25 August 2015

Periodicity: Yearly

49 pages

Format and price:



Free



Technical enquiries: helenm@statssa.gov.za
Orders/Subscription services: magdaj@statssa.gov.za
User information services: info@statssa.gov.za
Stats SA website: www.statssa.gov.za

P9119 – Consolidated expenditure by the general government sector, 2003/2004

This statistical release provides economic and functional classifications of the expenditure of the total general government sector.

Publication date: 30 November 2005

Periodicity:

77 pages

Format and price:



Free



Orders/Subscription services: magdaj@statssa.gov.za
User information services: info@statssa.gov.za
Stats SA website: www.statssa.gov.za

P9119.2 – National Government Expenditure, 2003/2004

This statistical release provides detailed financial statistics of expenditure economically and functionally classified) defrayed from the National Revenue Fund.

Publication date: 27 June 2005

Periodicity:

96 pages

Format and price:



Free



Orders/Subscription services: magdaj@statssa.gov.za
User information services: info@statssa.gov.za
Stats SA website: www.statssa.gov.za

P9119.3 – Financial statistics of national government, 2013/2014

This statistical release provides financial statistics of cash transactions of national governments. Cash payments defrayed from national revenue funds for operating activities and purchases of non-financial assets were classified economically and functionally.

Publication date: 15 June 2015

Periodicity: 2 yearly

40 pages

Format and price:



Free



Technical enquiries: elizabethm@statssa.gov.za
Orders/Subscription services: magdaj@statssa.gov.za
User information services: info@statssa.gov.za
Stats SA website: www.statssa.gov.za

P9119.4 – Financial statistics of consolidated general government, 2013-2014

This statistical release includes economic and functional classifications of transactions of consolidated general government. General government refers to those government units whose primary activity is to assume responsibility for the provision of goods and services to the community or to individual households free of charge or at prices that are not economically significant and to redistribute income and wealth by means of transfers. A defining characteristic of general government is the ability to impose, directly or indirectly, taxes and other compulsory levies, for which there is no direct quid pro quo, on other sectors of the economy. The internal transactions between the different levels of the general government are eliminated in the tables.

Publication date: 23 November 2015
Periodicity: Yearly
39 pages
Format and price:



Free



Technical enquiries: elizabethm@statssa.gov.za
Orders/Subscription services: magdaj@statssa.gov.za
User information services: info@statssa.gov.za
Stats SA website: www.statssa.gov.za

P9120 – Provincial government expenditure 2003/2004

This statistical release provides detailed financial statistics of expenditure (economically and functionally classified) defrayed from the nine Provincial Revenue Funds, as well as certain other accounts.

Publication date: 26 September 2005
Periodicity:
85 pages
Format and price:



Free



Orders/Subscription services: magdaj@statssa.gov.za
User information services: info@statssa.gov.za
Stats SA website: www.statssa.gov.za

P9121 – Financial statistics of provincial government, 2013/2014

This statistical release provides financial statistics of cash transactions of provincial governments. Cash payments defrayed from the provincial revenue funds for operating activities and purchases of non-financial assets were classified economically and functionally.

Publication date: 15 September 2015
Periodicity:
38 pages
Format and price:



Free



Technical enquiries: costad@statssa.gov.za
Orders/Subscription services: magdaj@statssa.gov.za
User information services: info@statssa.gov.za
Stats SA website: www.statssa.gov.za

D9129 – Simulating key estimates for local municipality socio-economic development models: applications of the rank-size rule from 2007 to 2012 **(only available on the Web)**

Simulating key estimates for local municipality socio-economic development models: applications of the rank-size rule from 2007 to 2012.

Publication date: 09 January 2014
Periodicity: Once-off
77 pages
Format and price:



Free



Technical enquiries: hlabim@statssa.gov.za
Orders/Subscription services: magdaj@statssa.gov.za
User information services: info@statssa.gov.za
Stats SA website: www.statssa.gov.za

P9149 – Remuneration of employees and turnover of institutions according to the levies received by district and metropolitan municipalities, by province, June 2006

Contains information regarding remuneration of employees and turnover according to the levies received by district councils, metropolitan councils and regional councils by magisterial district.

Publication date: 26 September 2006
Periodicity:
13 pages
Format and price:



Free



Orders/Subscription services: magdaj@statssa.gov.za
User information services: info@statssa.gov.za
Stats SA website: www.statssa.gov.za


92-01-01 – Education Series I: Focus on schooling in Limpopo, 2013 **(only available on the Web)**

Education series 1: Focus on schooling in Limpopo.

Publication date: 12 March 2015
Periodicity:
132 pages
Format and price:



Free



ISBN: 978-0-621-43379-1
Technical enquiries: isabelsc@statssa.gov.za
Orders/Subscription services: magdaj@statssa.gov.za
User information services: info@statssa.gov.za
Stats SA website: www.statssa.gov.za

2. Time Series Data

If you have any difficulty to download or open one of these files please contact us:

Data related queries:

Email: thanyanimar@statssa.gov.za
Tel.: (012) 310-8524

Functionality:

Email: statsonline@statssa.gov.za
Tel.: (012) 310-8212

Publication title	Reference no.	Available in the following formats		
Consumer Price Index (CPI), Headline	P0141.1	ASCII	Excel	PX-Web
Electricity generated and available for distribution	P4141	ASCII	Excel	PX-Web
Food and beverages	P6420	ASCII	Excel	PX-Web
Gross domestic product (annual)	P0441a	ASCII	Excel	PX-Web
Gross domestic product (quarterly)	P0041q	ASCII	Excel	PX-Web
Joint Building Contract Committee	P0151	ASCII	Excel	PX-Web
Land Transport Survey	P7162	ASCII	Excel	PX-Web
Manufacturing: Production and sales	P3041.2	ASCII	Excel	PX-Web
Manufacturing: Utilisation of production capacity by large Enterprises	P3043	ASCII	Excel	PX-Web
Mining: Production and sales	P2041	ASCII	Excel	PX-Web
Motor trade sales	P6343.2	ASCII	Excel	PX-Web
Producer Price Index (PPI)	P0142.1	ASCII	Excel	PX-Web
Retail trade sales	P6242.1	ASCII	Excel	PX-Web
Selected building statistics of the private sector as reported by local government	P5041.1	ASCII	Excel	PX-Web
Statistics of civil cases for debt	P0041	ASCII	Excel	PX-Web
Statistics of liquidations and insolvencies (preliminary)	P0043	ASCII	Excel	PX-Web
Tourism and migration(annual)	P0351a		SuperCross	PX-Web
Tourism and migration(monthly)	P0351m		SuperCross	PX-Web
Tourist Accommodation	P6410	ASCII	Excel	PX-Web
Wholesale trade sales	P6141.2	ASCII	Excel	PX-Web

3. Data on DVD/CD's

3.1 Prices below apply to the following data sets

All the publications is available on our website www.statssa.gov.za in the different links
(Digital Atlas, PX-Web, Maps Alive, Mobi, Personal Inflation Calculator, Roambi, SuperWeb, Time Series Data, Nesstar)

(go to Tools at the bottom of the Web page)

Causes of death from death notification (COD) 2011 - SuperCross - DVD	R300,00
Census 2001 Community Profile - DVD	R300,00
Census 2001 Community Profiles Interactive data in SuperCross - DVD	R300,00
Census 2001 Small Area Statistics cd	R300,00
Census 2011 10% sample DVD	R300,00
Census 1996-2011 DVD	R300,00
Community Profile Census 2011 SuperCross – DVD (3 DVD's)	R300,00
Community Survey, 2007 - Interactive Data in SuperCross - Version 2	R300,00
Community Survey, 2007, Unit records	R300,00
Domestic Tourism Survey (DTS), 2013	R300,00
General Household Survey, 2014	R300,00
Income and Expenditure Survey 2005/ 2006 (interactive data on SuperCross)	R300,00
Income and Expenditure Survey 2005/ 2006, Unit records	R300,00
Income and Expenditure Survey 2010-2011	R300,00
Labour Force Survey, September 2007 (No. 16) (previous data available) - Version 2	R300,00
Labour Market Dynamics (LMD), 2008, 2009, 2010 and 2011	R300,00
Living Conditions Survey 2008/2009	R300,00
Marriages and Divorces - Metadata, 2014	R300,00
Mortality and causes of death, 2013	R300,00
Mortality and causes of death from death notification 1998-2011 (interactive data on SuperCross)	R300,00
Mortality and causes of death from death notification 2012	R300,00
National Household Travel Survey (NHTS) 2013	R300,00
Quarterly Labour Force Survey, 2008-2010 (reweighed data and metadata)	R300,00
Quarterly Labour Force Survey, Fourth quarter 2013	R300,00
Recorded Live Births (RLB), 1998-2014 (ASCII)	R300,00
Recorded Live Births (RLB), 1998-2014 (SuperCross)	R300,00

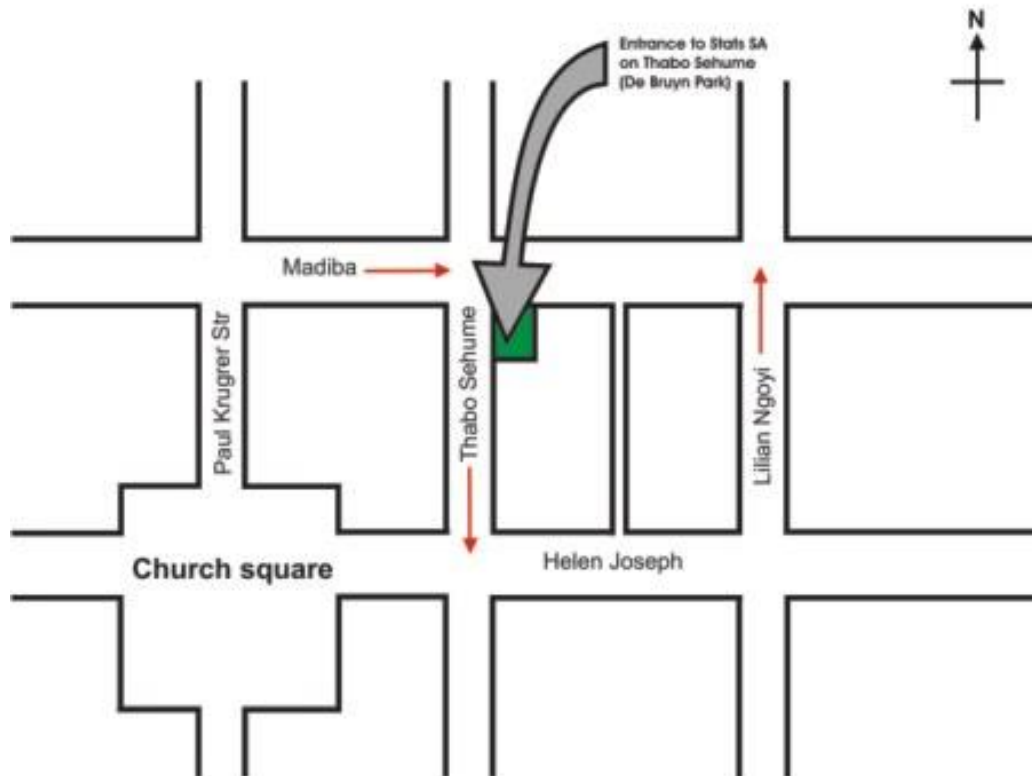
Recorded Live Births (RLB), 2011 (SuperCross)	R300,00
Recorded Live Births (RLB), 1998-2013 (data and metadata)	R300,00
Recorded Live Births (RLB), 2012 (interactive date in SuperCross)	R300,00
Survey of Activities of Young People (SAYP), 2010	R300,00
Survey of Employers and Self-Employed (SESE) 2013	R300,00
Victims of Crime Survey 2014/2015	R300,00
Volunteer Activities Survey 2010	R300,00

Contact detail for the ordering of DVD's and CD's
Anneline Bezuidenhout annelineb@statssa.gov.za

4. Provincial offices

Province	Contact details	Postal address	Physical address
Gauteng - Pretoria Head Office	Tel: (012) 310-8911 Fax: (012) 322-3374 Email: info@statssa.gov.za	Private Bag X44 Pretoria 0001	De Bruyn Park 170 Thabo Sehume (Andries) Street 270 Madiba (Vermeulen) Street Pretoria, 0002
Gauteng - Johannesburg	Tel: (011) 833-0100 Fax: (011) 836-3184 / 833-1992 Email: mahlapem@statssa.gov.za	PO Box 7798 Johannesburg 2000	2 nd 17 Diagonal Street Old Stock Exchange Newtown Johannesburg, 2001
KwaZulu-Natal Durban	Tel: (031) 360-0600 Fax: (031) 305-9960 / 305-9659 Email: nthabisengm@statssa.gov.za	Private Bag X54337 Durban 4000	Floor 4, 85 on Field Street 85 Joe Slovo Street Durban, 4000
Mpumalanga - Mbombela (Nelspruit)	Tel: (013) 762-0000 Fax: (013) 752-7117 Email: margareta@statssa.gov.za	Private Bag X11290 Nelspruit 1200	13 Cnr Streak & Ferreira Str Max SA Building 5 th Floor Nelspruit, 1201
Free State Bloemfontein	Tel: (051) 447-7766 Fax: (051) 447-8402 Email: albertg@statssa.gov.za	Private Bag X20541 Bloemfontein 9300	58525 Moshoeshoe Road Rockland Bloemfontein, 9301
Limpopo - Polokwane (Pietersburg)	Tel: (015) 295-3301/ 4/ 3/ 00/ 35889 Fax: (015) 295-3579 Email: harryt@statssa.gov.za	Private Bag X9441 Polokwane 0700	29 Bodenstein Street Ivory Route Corporate Park Building Polokwane, 0699
Eastern Cape - East London	Tel: (043) 707-4900/ 4908 Fax: (043) 722-0294 Email: zandilen@statssa.gov.za	PO Box 7379 East London 5200	15 Couatts Street Ocean Terrace Park Quigney East London, 5200
Northern Cape - Kimberley	Tel: (053) 802-6800 Fax: (053) 832-5407 Email: thembam@statssa.gov.za	Private Bag X5053 Kimberley 8300	Cnr du Toitspan Road & Lennox Street Old Standard Bank Building Kimberley, 8301
Western Cape Cape Town	Tel: (021) 481-5500 Fax: (021) 425-1834 Email: mariusc@statssa.gov.za	Private Bag X9072 Cape Town 8000	Liberty Building 3 rd Floor 22 Long Street Cape Town, 8001
North West Mmabatho	Tel: (018) 384-2877 Fax: (018) 384-2832 Email: ingrids@statssa.gov.za philemons@statssa.gov.za	PO Box 23213 Mafikeng 2745	North Entrance G Floor Megacity Shopping Complex Shop No 55 Mmabatho, 2790

5. Head office map



**Visit our Offices at
De Bruyn Park Building
170 Thabo Sehume (Andries) Street
(cnr Thabo Sehume and Madiba (Vermeulen) Street
012-310-2147**

From Johannesburg N1/ R28

The N1/ R28 becomes Kgosi Mampuru (Potgieter) Street at the Pretoria Correctional Facility. Take Kgosi Mampuru (Potgieter) Street north up to Madiba (Vermeulen) Street and turn right in Madiba (Vermeulen) Street (one way). As you pass Thabo Sehume (Andries) Street you will see de Bruyn Park Building to your right. 170 Thabo Sehume (Andries) Street de Bruyn Park Building ----- Statistics South Africa

From Johannesburg International Airport R21

The R21 enters Pretoria through the Fountains Circle, opt for the Lilian Ngoyi (vd Walt) Street turn-off. Take Lilian Ngoyi (vd Walt) Street up to Johannes Ramokhoase (Proes) Street. Turn left into Johannes Ramokhoase (Proes) Street and then left again into Thabo Sehume (Andries) Street. Take the next left into Madiba (Vermeulen) Street, De Bruyn Park Building to your right. 170 Thabo Sehume (Andries) Street de Bruyn Park Building ----- Statistics South Africa

From Pietersburg N1

Take the N1 to the Witbank/ City off-ramp. Opt for the City/ Frances Baard (Schoeman) Street turn-off; this will take you into Pretorius Street. Carry on in a westerly direction until you reach Lilian Ngoyi (vd Walt) Street. Turn right into Lilian Ngoyi (vd Walt) Street. Take Lilian Ngoyi (vd Walt) Street up to Johannes Ramokhoase (Proes) Street. Turn left in Johannes Ramokhoase (Proes) Street and left again in Thabo Sehume (Andries) Street. Take the next left into Madiba (Vermeulen) Street, de Bruyn Park Building to your right. 170 Thabo Sehume (Andries) Street de Bruyn Park Building ----- Statistics South Africa

From Witbank N4

The N4 will take you into Pretorius Street. Carry on in a westerly direction until you reach Lilian Ngoyi (vd Walt) Street. Turn right into Lilian Ngoyi (vd Walt) Street. Take Lilian Ngoyi (vd Walt) Street up to Johannes Ramokhoase (Proes) Street. Turn left in Johannes Ramokhoase (Proes) Street and left again in Thabo Sehume (Andries) Street. Take the next left into Madiba (Vermeulen) Street, de Bruyn Park Building to your right. 170 Thabo Sehume (Andries) Street de Bruyn Park Building ----- Statistics South Africa